



Edinburgh Worldwide Investment Trust The case for Private Companies

December 2023

Managed by

Baillie Gifford™

Important information and risk factors

This is a marketing communication and should not be considered as advice or a recommendation to buy, sell or hold a particular investment. This document contains information on investments which does not constitute independent investment research. Accordingly, it is not subject to the protections afforded to independent research and Baillie Gifford and its staff may have dealt in the investments concerned. Investment markets and conditions can change rapidly and as such the views expressed should not be taken as statements of fact nor should reliance be placed on these views when making investment decisions.

Baillie Gifford & Co Limited is authorised and regulated by the Financial Conduct Authority. Baillie Gifford & Co Limited is the authorised Alternative Investment Fund Manager and Company Secretary of the Trust.

Edinburgh Worldwide Investment Trust (EWIT) is a listed UK company, and is not authorised or regulated by the Financial Conduct Authority. The value of its shares, and any income from them, can fall as well as rise and investors may not get back the amount invested. A Key Information Document for the Trust is available by contacting us.

The specific risks associated with the funds include:

— The Trust invests in overseas securities, changes in the rates of exchange may also cause the value of your investment (and any income it may pay) to go down or up.

— Market values for securities which have become difficult to trade may not be readily available, and there can be no assurance that any value assigned to such securities will accurately reflect the price the Trust might receive upon their sale.

— Investment in smaller, immature companies is generally considered higher risk as changes in their share prices may be greater and the shares may be harder to sell. Smaller, immature companies may do less well in periods of unfavourable economic conditions.

— EWIT can borrow money to make further investments (sometimes known as “gearing” or “leverage”). The risk is that when this money is repaid by the Trust, the value of the investments may not be enough to cover the borrowing and interest costs, and the Trust will make a loss. If the Trust's investments fall in value, any borrowings will increase the amount of this loss.

— The Trust's risk could be increased by its investment in private companies. These assets may be more difficult to buy or sell, so changes in their prices may be greater.

— The Trust can make use of derivatives. The use of derivatives may impact on its performance.

The information and opinions expressed within this presentation are subject to change without notice. This information has been issued and approved by Baillie Gifford & Co Ltd and does not in any way constitute investment advice. This presentation does not constitute an offer or invitation to deal in securities.

All data is source Baillie Gifford & Co unless otherwise stated.

Past performance is not a guide to future returns.

Baillie Gifford & Co Ltd, Calton Square, 1 Greenside Row, Edinburgh, EH1 3AN

Telephone: 0800 917 2112 Fax: 0131 275 3955 bailliegifford.com

Copyright © Baillie Gifford & Co 2023

Your call may be recorded for training or monitoring purposes.

Edinburgh Worldwide Investment Trust private companies

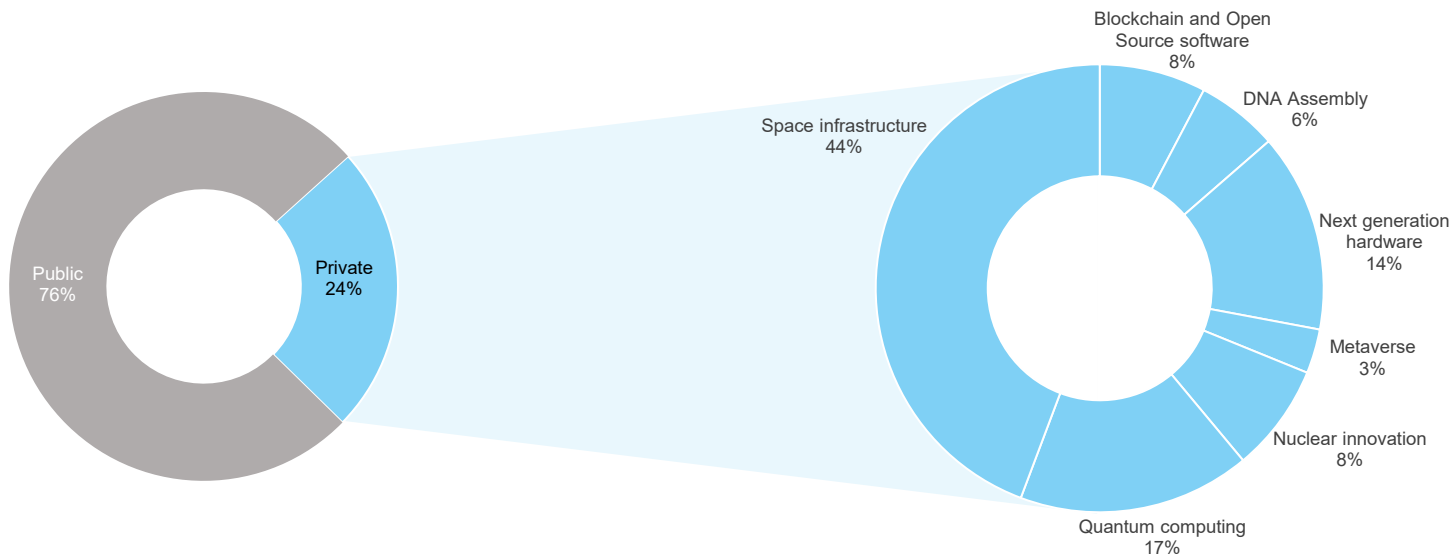
They offer unique exposures

Why invest in both public and private companies?

EWIT's combination of both public and private company exposure enables the trust to access the full breadth of innovation in immature businesses across the IPO* divide

What does the private company exposure provide?

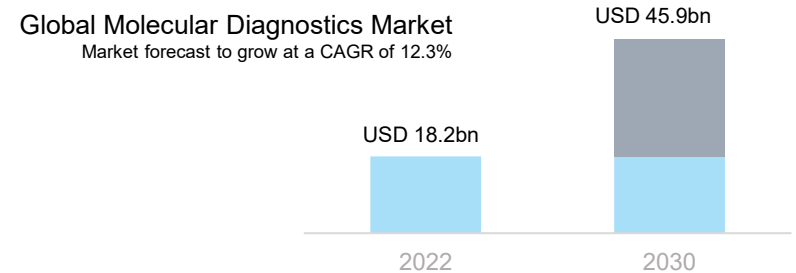
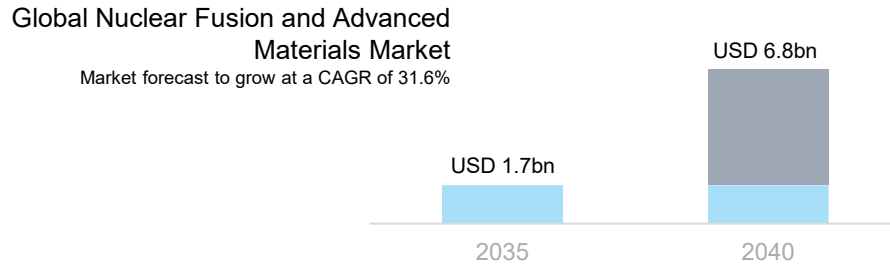
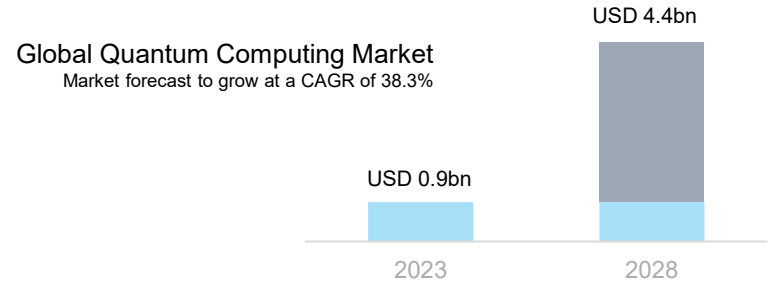
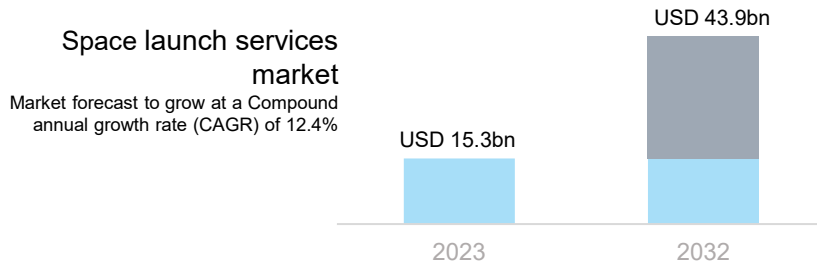
A lens into the future of new cutting-edge technologies used in the space industry, quantum computing, and nuclear fusion



Baillie Gifford Edinburgh Worldwide Investment Trust. As at 30 September 2023. *Initial Public Offering.

Innovative technologies offer structural growth opportunities

EWIT invests in companies that have the potential to disrupt existing markets or create new ones. These companies operate in markets with strong structural growth drivers that can span decades. We seek companies that have the potential to take a disproportionate share of these markets.



Source: [Researchandmarkets.com/reports](https://www.researchandmarkets.com/reports)

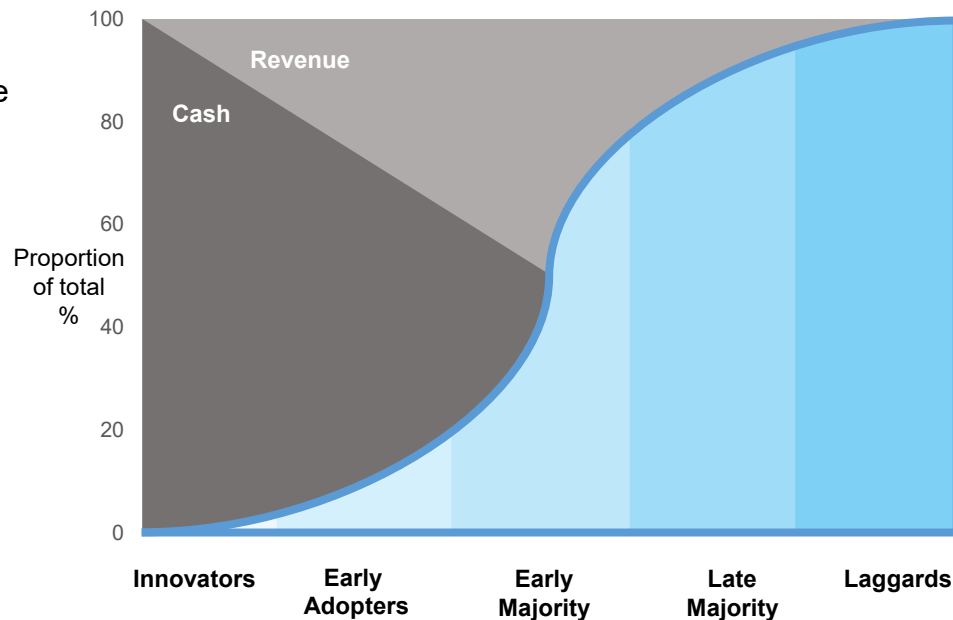
Private companies are earlier in the innovation curve

Maturity

Many private companies held in EWIT are cash-consumptive now to unlock revenues and profits in the future

As their markets grow and adoption increases, this cash requirement falls

By staying private, they benefit from less pressure to generate profits today. This enables them to invest to enhance their competitive position



Cash requirement reflects stage and opportunity size

Cash runway

Private holdings have higher cash requirements than their public equivalents due to the capital-intensive nature of their industries and stage of growth

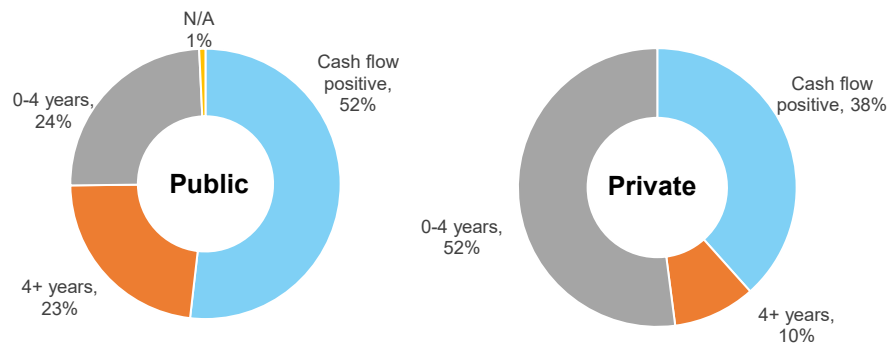
A lower proportion are cash-positive due to them being at an earlier stage in the innovation curve

Company size

Despite their earlier cash and revenue position, EWIT's private companies are of a similar size to the public companies in the portfolio

This is a reflection of the large but nascent opportunities they are aiming to seize

EWIT cash runway*



	Public	Private
Micro (<\$300m)	5%	2%
Small (\$300m-\$2bn)	36%	30%
Mid (\$2bn-\$10bn)	35%	27%
Large (\$10bn)	25%	42%

Source: Baillie Gifford & Co, FactSet. As at 30 September 2023.

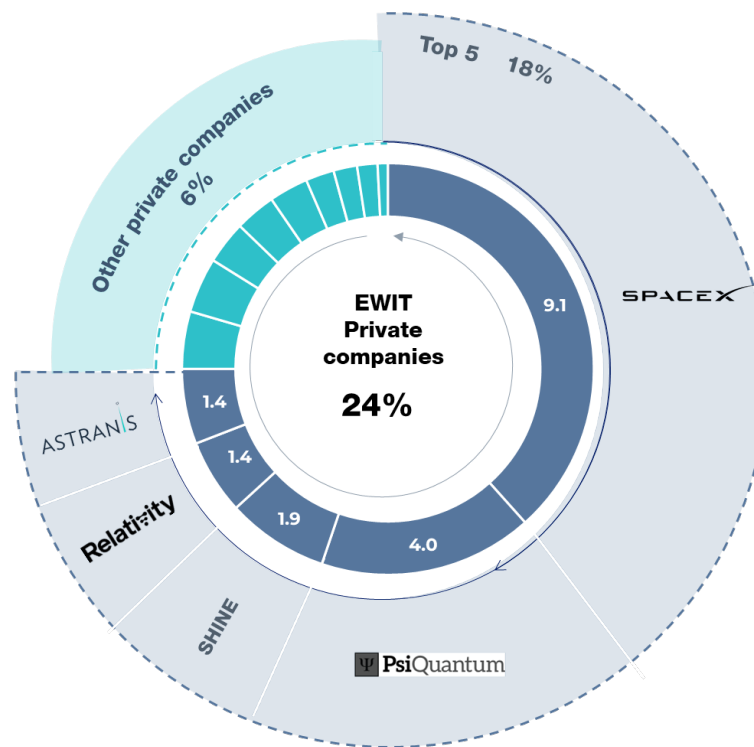
*For companies that are not cash flow positive, the number of years represents the years of cash runway remaining at current cash and historic cash burn rates

Private company concentration

14 investments in private companies, representing **24%** of the total portfolio

The top **5** holdings account for over **70%** of the total private company exposure



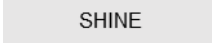


Due to the nascent markets they operate in and their potential growth, even smaller holdings can contribute to returns



Baillie Gifford Edinburgh Worldwide Investment Trust. As at 30 September 2023. Logos courtesy of companies.

Top 5 private holdings

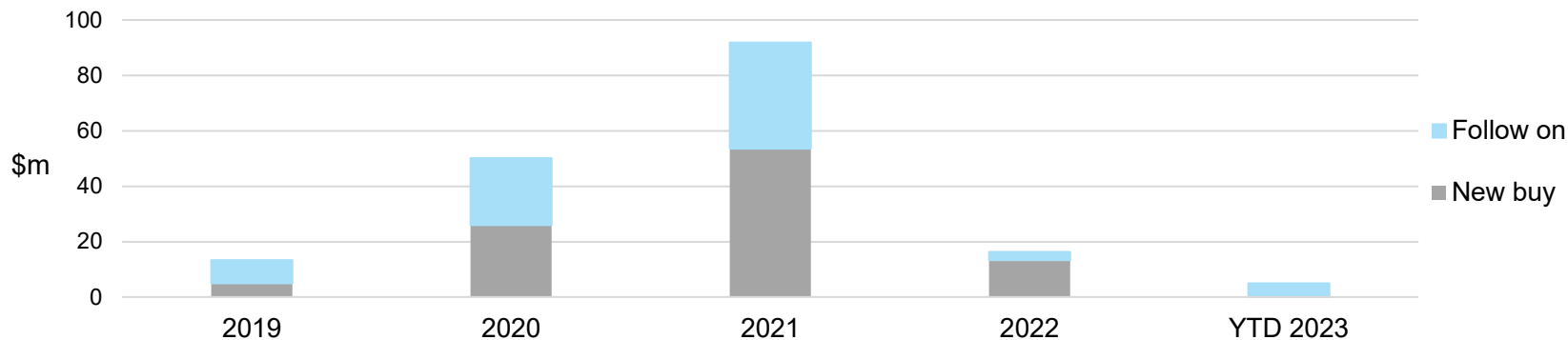
As we've seen in public markets, just a handful of companies will drive the majority of returns across the portfolio. This dynamic is even more extreme in private markets, where some companies have already grown to multiples of EWIT's initial investment. The top five holdings are:

	Company Description	Initial Investment Date	Number of Investment Rounds	Total Amount Invested	Fair Value at 30 September 2023
	SpaceX is the leader in developing advanced reusable rockets and satellite constellations	2018	5	\$26m	\$84m
	PsiQuantum is on a mission to develop the world's first commercially viable quantum computer	2019	2	\$23m	\$37m
	SHINE is developing cost-effective nuclear fusion technology to utilise across a range of industries	2021	3	\$17m	\$17m
	Relativity uses 3D printing to manufacture equipment for commercial space launches	2020	2	\$12m	\$13m
	Astranis' small geostationary satellites provide cheaper, more efficient and scalable telecommunications	2021	2	\$13m	\$13m

Baillie Gifford Edinburgh Worldwide Investment Trust. As at 30 September 2023. US dollar. Logos courtesy of companies.

Capital deployed

After accessing an incredibly exciting private opportunity pipeline, we have reduced deployment over the last two years as the Trust reaches its private company capacity limits at the point of transaction. We are now prioritising supporting the existing businesses through follow-on funding.



Example investments



DNASCRIPT

BILLION TO ONE

SHINE



Relativity

ECHODYNE



Baillie Gifford Edinburgh Worldwide Investment Trust. As at 30 September 2023. Logos courtesy of companies. US dollar.

Valuation changes in the last 12 months

Our robust private company valuation process aims to reflect the price that would be paid in an open market transaction for that holding. All holdings are revalued every three months and at certain trigger events by the valuations team with external challenge and regular independent auditing.

Valuation analysis

Revaluation summary

Number of revaluations	133
Instruments held*	26

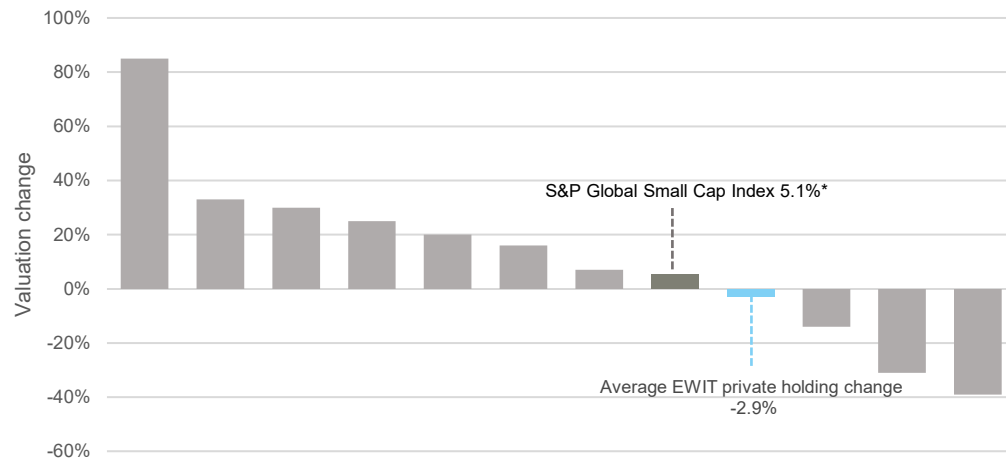
Revaluation stats

Valued up to 2 times	12%
Valued up to 4 times	35%
Valued 5+ times	65%

Valuation movements

Average movement per instrument	-3%
Average movement at private company level	-3%

Valuation progress of top 10



Baillie Gifford Edinburgh Worldwide Investment Trust.

As at 30 September 2023.

*Instruments refers to different lines of stock we hold in a specific company

EWIT top 10 private company valuation 12 months to end September 2023. *Source: Morningstar.
Total return 12 months to 30 September 2023, Sterling.

Edinburgh Worldwide Investment Trust performance

Edinburgh Worldwide Investment Trust annual discrete performance (%)	30/09/18-30/09/19	30/09/19-30/09/20	30/09/20-30/09/21	30/09/21-30/09/22	30/09/22-30/09/23
Share Price	-6.3	58.7	5.3	-43.3	-20.1
Net Asset Value (NAV)	-5.7	58.3	12.4	-37.7	-17.0
Index (S&P Global Small Cap*)	0.6	-1.4	33.5	-9.1	5.1

Edinburgh Worldwide Investment Trust periodic performance (%)	1 year	5 years	10 years
Share Price	-20.1	-29.0	88.5
NAV	-17.0	-13.2	102.0
Index (S&P Global Small Cap*)	5.1	26.5	139.2

Edinburgh Worldwide Investment Trust public and private company performance (%)**	1 year	5 years	10 years
Private Holdings	-9.1	120.2	203.8
Public Holdings	-16.0	-22.2	83.1

Past performance is not a guide to future returns.

Source: Morningstar, S&P, MSCI. The Net Asset Value performance periods are reported as NAV Cum Fair. Total return in sterling as at 30 September 2023.

**MSCI ACWI index prior to 1 February 2014. **The public and private companies performance is calculated using gross attribution returns at an individual stock level. Once private companies list, their contribution is included in the public holdings figure.

Definitions

Initial public offering (IPO)

An initial public offering (IPO) refers to the process of offering shares of a private corporation to the public in a new stock issuance for the first time.

Compound annual growth rate (CAGR)

The compound annual growth rate (CAGR) is the rate of return (RoR) that would be required for an investment to grow from its beginning balance to its ending balance, assuming the profits were reinvested at the end of each period of the investment's life span.

Cash runway

The number of months a business has before running out of cash.

Legal notices

All information is current and sourced from Baillie Gifford & Co unless otherwise stated.

MSCI

Source: MSCI. MSCI makes no express or implied warranties or representations and shall have no liability whatsoever with respect to any MSCI data contained herein. The MSCI data may not be further redistributed or used as a basis for other indexes or any securities or financial products. This report is not approved, endorsed, reviewed or produced by MSCI. None of the MSCI data is intended to constitute investment advice or a recommendation to make (or refrain from making) any kind of investment decision and may not be relied on as such.

S&P

The S&P 500, S&P Global SmallCap and Dow Jones Islamic Market World (index) are products of S&P Dow Jones Indices LLC or its affiliates ("SPDJI"), and has been licensed for use by Baillie Gifford & Co. S&P®, S&P 500®, US 500, The 500, iBoxx®, iTraxx® and CDX® are trademarks of S&P Global, Inc. or its affiliates ("S&P"); Dow Jones® is a registered trademark of Dow Jones Trademark Holdings LLC ("Dow Jones"); and these trademarks have been licensed for use by SPDJI and sublicensed for certain purposes by Baillie Gifford & Co. Baillie Gifford & Co Product(s) are not sponsored, endorsed, sold or promoted by SPDJI, Dow Jones, S&P, their respective affiliates and none of such parties make any representation regarding the advisability of investing in such product(s) nor do they have any liability for any errors, omissions, or interruptions of the S&P 500, S&P Global Small Cap and Dow Jones Islamic Market World Index.