



## Baillie Gifford Worldwide Discovery Fund

31 December 2021

### Baillie Gifford Update

<b>Philosophy</b>	Long-term investment horizon A growth bias Bottom-up portfolio construction High active share
<b>Partnership</b>	100% owned by 47 partners with average 21 years' service Ownership aligns our interests with those of our clients Enables us to take a thoughtful, long-term view in all that we do Stability, quality and consistency

### Investment Proposition

The Worldwide Discovery Fund seeks out initially immature entrepreneurial companies from across the world. Importantly, it is the immaturity of the opportunity which is key, and not just 'smallness'. Companies typically have a market capitalisation of \$10bn or smaller at time of initial purchase and will often have pronounced levels of innovation and a differentiated strategy. Highly asymmetric investment opportunities such as these are, we believe, ideal for bottom-up analysis, and it is in this opportunity set that inefficiencies and valuation anomalies can be most pronounced.

### Fund Facts

Fund Launch Date	06 September 2017
Fund Size	\$571.3m / €502.3m
Index	MSCI ACWI Small Cap Index
Active Share	99%
Current Annual Turnover	41%
Current number of stocks	75
Stocks (guideline range)	50-75
Fiscal year end	30 September
Structure	Irish UCITS
Base currency	USD

### Key Decision Makers

Name	Years' Experience
Douglas Brodie*	21

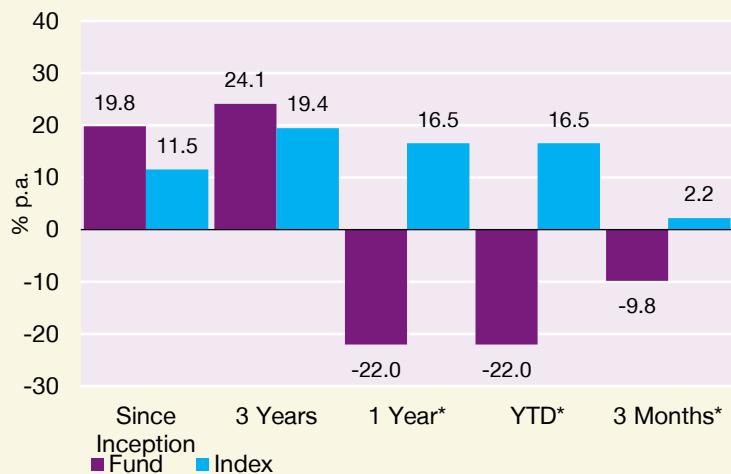
\*Partner

### Strategy Details

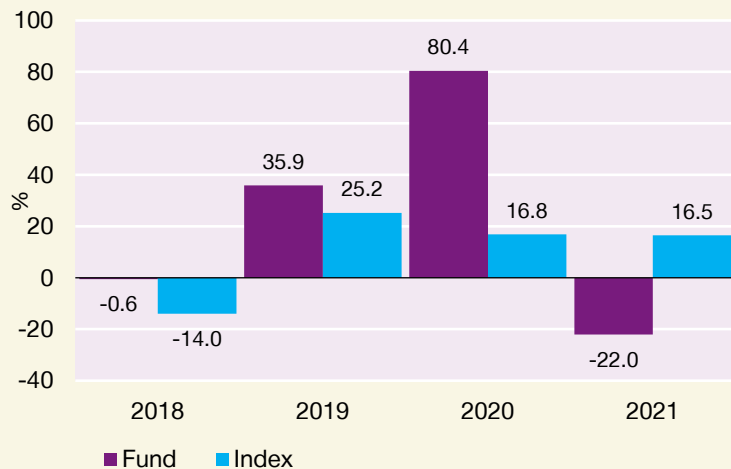
Inception Date	30 June 2017
----------------	--------------

### US Dollar Performance

#### Periodic



#### Calendar



#### Discrete

	31/12/16-31/12/17	31/12/17-31/12/18	31/12/18-31/12/19	31/12/19-31/12/20	31/12/20-31/12/21
Fund Net (%)	N/A	-0.6	35.9	80.4	-22.0
Index (%)	N/A	-14.0	25.2	16.8	16.5

\*Not annualised. Fund Inception: 06 September 2017

Source: StatPro, MSCI. Net of fees

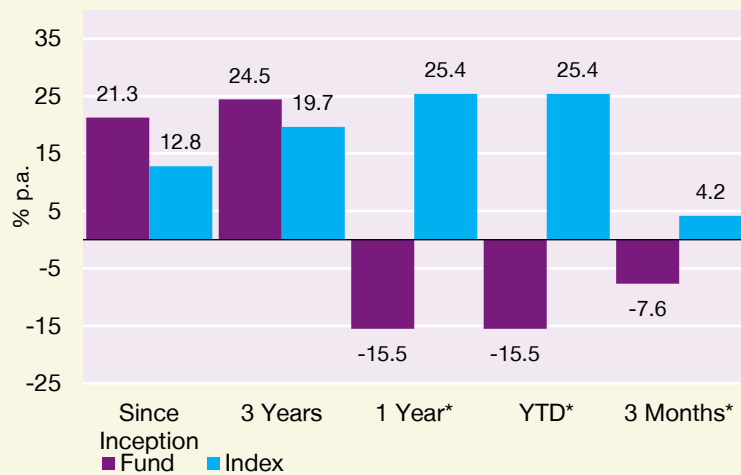
US dollar.

Baillie Gifford Worldwide Discovery Fund performance based on Class B USD Acc, 10am prices. Index calculated close to close.

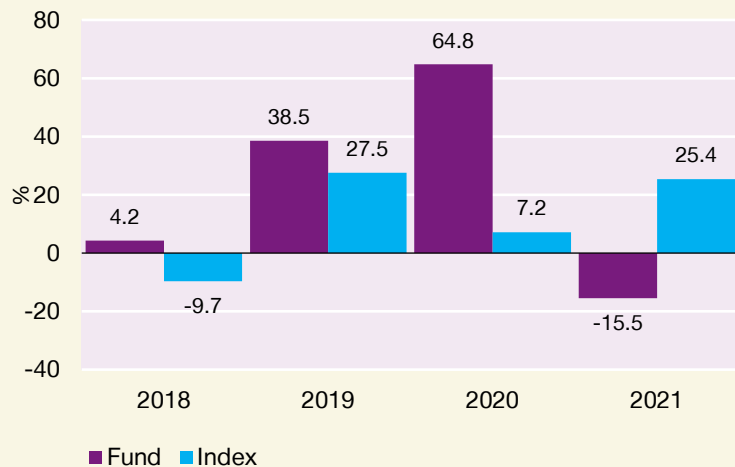
As at 31 December 2021

### Euro Performance

#### Periodic



#### Calendar



#### Discrete

	31/12/16- 31/12/17	31/12/17- 31/12/18	31/12/18- 31/12/19	31/12/19- 31/12/20	31/12/20- 31/12/21
Fund Net (%)	N/A	4.2	38.5	64.8	-15.5
Index (%)	N/A	-9.7	27.5	7.2	25.4

\*Not annualised. Fund Inception:06 September 2017

Source:StatPro, MSCI. Net of fees.

euro.

Baillie Gifford Worldwide Discovery Fund performance based on Class B EUR Acc, 10am prices. Index calculated close to close.

As at 31 December 2021.

**Stock Level Attribution**

Top and Bottom Ten Contributors to Relative Performance, Quarter to 31 December 2021

**Top Ten Contributors**

Asset Name	Contribution (%)
Tesla Inc	1.3
Trupanion	0.9
Codexis	0.6
Ambarella	0.3
Veeco Instruments	0.2
CyberArk Software	0.1
Oxford Nanopore Technologies	0.1
Pacira BioSciences	0.1
IPG Photonics	0.1
Zuora	0.1

**Bottom Ten Contributors**

Asset Name	Contribution (%)
Chegg	-1.4
Staar Surgical	-1.1
Zillow	-1.1
Zai Lab	-1.1
Novocure	-1.1
Everbridge	-0.9
Teladoc	-0.8
Upwork	-0.8
Appian	-0.7
MercadoLibre	-0.6

Source: StatPro, MSCI. Baillie Gifford Worldwide Discovery Fund relative to MSCI ACWI Small Cap Index.  
Some stocks may only have been held for part of the period.

The Fund ended the quarter down in absolute terms, and behind the benchmark. Short-term performance is not where we would like it to be, but we focus on the investment theses of the holdings, where we believe they can reach and maintain our belief in our philosophy's long-term merit. Given the philosophy of the fund, its desire to unearth the winners of the future early in their development, resolving the deep winners from the losers and the also-rans takes both time and patience. We therefore focus all our attention on managing the fund's performance over the longer-term periods, i.e. periods of at least five years, we'd encourage our clients to adopt a similar mindset.

The past year has undoubtedly been challenging for markets. It's seen investors contend with economies attempt to re-open, jitters around rising inflation, and the threat of new variants of the virus. This prolonged period of uncertainty has vigorously tested the market's time horizon, and contributed to the pronounced volatility seen throughout 2021. As a result, our businesses have largely been out of favour. At times like this, markets seek consistency and predictability. Our holdings offer great potential, but not this.

As the year progressed we've seen second and third order effects related to the pandemic emerge. These will likely persist but predicting them with conviction is difficult and can arguably be a distraction from our core task (although we are mindful of the opportunities they may create in markets prone to overreaction). In the near-term we expect that supply-demand imbalances will likely persist; behaviours of consumers and businesses will be hard to predict and the overall level of uncertainty will likely remain elevated.

The quarter saw negative developments at Chegg, the digital education business, where news that enrolments had fallen prompted a notable decline in the share price. Prior to these results the company had been a beneficiary of Covid, with lockdown forcing more students to study remotely. However, it appears that the pandemic has now become a headwind for the business. Management suggest the current tightness in the labour market, and subsequent wage growth, has prompted people to enter the workforce rather than study. Our impression is that these challenges should be transitory over the longer-term, while the opportunity for Chegg to broaden its services and enter new markets ensures the company's long-term attraction.

Our investment in critical communication specialist Everbridge also detracted. Shares fell when it announced the unexpected departure of the CEO. From its roots in population alerts during weather emergencies or mass shooting incidents, Everbridge has grown to become the market leader in the provision of critical event management software. Pandemic-induced organisational and logistical chaos has only reinforced the importance of operational resilience and proactive management of risk. It has firmly placed critical event management software as a must-have tool which enables real-time co-ordination and automates response to all kinds of

events, helping companies to keep their operations running and their employees safe. While a leadership change is an unhelpful development in the short term, and we are mindful of operational challenges which this may give rise to, we remain optimistic about the future of the company and the long term value that Everbridge is building.

The period was more encouraging for other holdings. Trupanion, the US pet insurance business, has been rapidly growing its subscriber numbers, driven by both the increase in pet ownership and deeper market penetration (although currently only about 3% of U.S. pet owners have insurance). Over the quarter, shares rose sharply on the news of the company partnering with Chewy, the US online pet retailer. This is an interesting development, one which should provide a healthy bump to Trupanion's subscriber numbers while keeping customer acquisition costs low. We also saw a further period of strong execution from Tesla, which is beginning to realise the benefits of scale in its manufacturing.

Over the quarter there were no new purchases or complete sales. Notable portfolio activity included reductions to some of the fund's long-term stalwarts, including two reductions of Tesla. We recycled the capital into a group of names which have recently seen their share-price fall, but where we feel the long-term attractions remain (this group includes Chegg, Teladoc, Zai Lab).

In actively looking for companies that are innovating and trying to move the world forward we believe we are concentrating on an opportunity set whose own actions will be the greatest determinant of their own success or failure. As observers along the frontiers of innovation in a wide range of industries and applications we continue to be excited by the opportunities that abound. We believe our excitement has been corroborated by the wide range of new holdings we've found throughout 2021. These ranged from online, digital-economy businesses, to companies leading the hydrogen revolution and those furthering the understanding of our genetic make-up. Consequently, we feel Discovery's current portfolio and investment approach is as relevant as it's ever been, and we look forward to where our research leads us for the coming year & beyond.

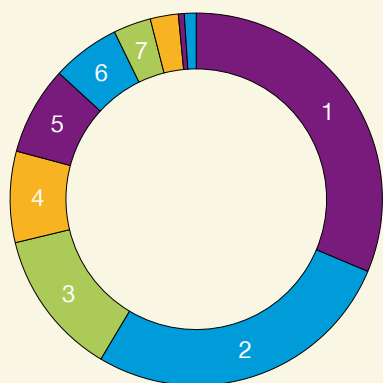
The views expressed reflect the personal opinion of the author and should not be considered as advice or a recommendation to buy, sell or hold a particular investment.

Transactions from 01 October 2021 to 31 December 2021.

There were no new purchases during the period.

There were no complete sales during the period.

Sector Exposure

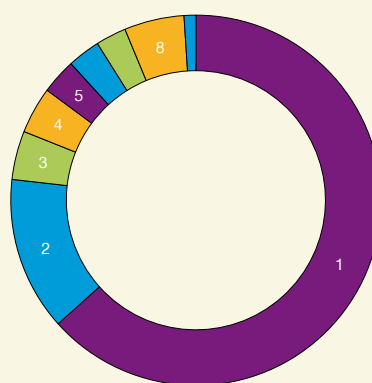


		%
1	Health Care	31.3
2	Information Technology	27.2
3	Consumer Discretionary	12.7
4	Financials	7.9
5	Industrials	7.7
6	Consumer Staples	5.9
7	Real Estate	3.3
8	Communication Services	2.4
9	Materials	0.5
10	Cash	1.0

Top Ten Holdings

	Holdings	% of Total Assets
1	Ocado	5.9
2	Tesla Inc	5.5
3	Anylam Pharmaceuticals	5.2
4	MarketAxess	3.9
5	Zillow	3.3
6	Codexis	3.2
7	Xero	3.1
8	STAAR Surgical	2.9
9	Upwork	2.7
10	MercadoLibre	2.7

Geographic Exposure



		%
1	United States	63.4
2	UK	13.4
3	China	4.3
4	Japan	4.1
5	New Zealand	3.1
6	Israel	2.9
7	Brazil	2.7
8	Others	5.2
9	Cash	1.0

Portfolio Characteristics

	Fund	Index
Predicted Beta (12 months)	0.9	N/A
Standard Deviation (trailing 3 years)	26.9	21.3
R-Squared	0.3	N/A
Delivered Tracking Error (12 months)	19.3	N/A
Sharpe Ratio	-1.0	1.7
Information Ratio	-2.0	N/A
Number of geographical locations		14
Number of sectors		9
Number of industries		26

Source: FactSet, MSCI.

We have provided these characteristics for information purposes only. In particular, we do not think index relative metrics are suitable measures of risk.

Voting Activity

Votes Cast in Favour		Votes Cast Against		Votes Abstained/Withheld	
Companies	8	Companies	1	Companies	None
Resolutions	90	Resolutions	5	Resolutions	None

While taking a long-term perspective is fundamentally important for growth investing, it is arguably even more important with respect to evaluating the economic, social and environmental impact of a company

One of the many limitations of the standard industry approach to ESG is that it typically attempts to appraise a holding's present-day performance on ESG using backward looking data

Asset managers need to focus on identifying, nurturing and supporting the small cohort of transformational companies that have the potential to help us achieve a number of evermore pressing sustainability challenges

Company Engagement

Engagement Type	Company
Corporate Governance	ASOS Plc, MercadoLibre, Inc.
Environmental/Social	BASE, Inc., CEVA, Inc., Genmab A/S
AGM or EGM Proposals	ITM Power Plc, Ocado Group plc, Tesla, Inc.
Executive Remuneration	MorphoSys AG



Asset Name	Fund %
Ocado	5.9
Tesla Inc	5.5
Alnylam Pharmaceuticals	5.2
MarketAxess	3.9
Zillow	3.3
Codexis	3.2
Xero	3.1
STAAR Surgical	2.9
Upwork	2.7
MercadoLibre	2.7
Trupanion	2.6
Teladoc	2.3
CyberArk	2.1
Novocure	2.1
BlackLine	2.0
Axon Enterprise	2.0
Kingdee International Software	2.0
Genmab	1.8
Zai Lab	1.8
Appian	1.7
Exact Sciences	1.6
Chegg	1.5
Pacira BioSciences	1.5
Ambarella	1.5
Wayfair	1.5
LendingTree	1.4
Genus	1.3
Infomart	1.3
ShockWave Medical	1.3
Zuora	1.2
IPG Photonics	1.1
PureTech Health	1.1
Cardlytics	1.0
Temenos	1.0
MonotaRO	1.0
Splunk	0.9
LiveRamp	0.9
Sprout Social	0.9
Oxford Nanopore Tech	0.9
Q2	0.9
AeroVironment	0.9
Veeco Instruments	0.9
Everbridge	0.8
iRobot	0.8
LivePerson	0.8
Renishaw	0.8

Asset Name	Fund %
Adaptimmune Therapeutics	0.8
JFrog	0.7
ITM Power	0.7
Galapagos	0.7
M3	0.7
Digimarc	0.7
SEEK	0.6
Rightmove	0.6
Victrex	0.5
Freee	0.5
Morphosys	0.5
Stratasys	0.5
Ceres Power	0.4
PeptiDream	0.4
ASOS	0.4
Ceva	0.4
Baozun	0.4
Cosmo Pharmaceuticals	0.3
Collectis	0.3
EverQuote	0.3
Chinook Therapeutics	0.2
Benefitfocus	0.2
BASE	0.2
Rubius Therapeutics	0.2
Tabula Rasa HealthCare	0.2
OneConnect	0.1
AxoGen, Inc	0.0
Cash	1.0
<b>Total</b>	<b>100.0</b>

Total may not sum due to rounding.

Please note the fund information contained within this document is confidential, proprietary information and should be maintained as such and not disseminated. The content is intended for information purposes only and should not be disclosed to other third parties or used for the purposes of market timing or seeking to gain an unfair advantage.

## Active Share Classes

10

Share Class	Share Class Inception Date	ISIN	Bloomberg	SEDOL	WKN	Valoren	Annual Management Fee (%)	Ongoing Charge Figure (%)
Class B GBP Acc	01 August 2018	IE00BG88PY66	BGDIFGA ID	BG88PY6	A2QC34	43084053	0.75	0.85
Class B USD Acc	06 September 2017	IE00BD09K416	BGDIBUA ID	BD09K41	A2QC33	38235136	0.75	0.85
Class B EUR Acc	06 September 2017	IE00BD09K309	BGDIBEA ID	BD09K30	A2PFCD	38235173	0.75	0.85
Class A EUR Acc	12 April 2019	IE00BJ5JS224	BGWDAEA ID	BJ5JS22	A2PGZU	47480657	1.50	1.60
Class B CAD Acc	25 November 2019	IE00BKLC2X16	BGDIFFA ID	BKLC2X1	A2PV4M	51299539	0.75	0.85
Class B NZD Acc	13 November 2019	IE00BK63G481	BGWDFNA ID	BK63G48	A2PVFY	51151267	0.75	0.85
Class C GBP Acc	27 March 2020	IE00BJVHXJ20	BAWDSCG ID	BJVHXJ2	A2P1M2	54990557	0.00	0.10
Class B GBP Inc	08 November 2019	IE00BJ7W3579	BGWDFGI ID	BJ7W357	A2PU9A	51047808	0.75	0.85

Our Worldwide funds allow us to offer multi-currency share classes. Share classes can be created on request. The ongoing charge figure is at the latest annual or interim period.

## Awards and Ratings



Class B Acc in USD. Morningstar Analyst Rating <sup>™</sup> as at 30-NOV-2021.



Lipper Ratings for Total Return is supplied by Lipper, a Refinitiv Company. Copyright 2022 © Refinitiv. All rights reserved. Lipper shall not be liable for any errors or delays in the content, or for any actions taken in reliance thereto. Lipper rating based on representative shareclass.

## Additional Information

The Fund is a sub-fund of Baillie Gifford Worldwide Funds PLC which is an established umbrella fund. Its Investment Manager and Distributor is Baillie Gifford Investment Management (Europe) Limited ("BGE"). This document does not provide you with all the facts that you need to make an informed decision about investing in the Fund. Further details of the risks associated with investing in the Fund can be found in the Key Investor Information Document (KIID), or the Prospectus.

A Prospectus is available for Baillie Gifford Worldwide Funds plc (the Company) in English, French and German. Key Investor Information Documents (KIIDs) are available for each share class of each of the sub-funds of the Company and in one of the official languages of each of the EU Member States into which each sub-fund has been notified for marketing under the Directive 2009/65/EC (the UCITS Directive). These can be obtained from [bailliegifford.com](http://bailliegifford.com). In addition, a summary of investor rights is available from [bailliegifford.com](http://bailliegifford.com). The summary is available in English.

The sub-funds of the Company are currently notified for marketing into a number of EU Member States under the UCITS Directive. The Company can terminate such notifications for any share class and/or sub-fund of the Company at any time using the process contained in Article 93a of the UCITS Directive.

Nothing in the document should be construed as advice and it is therefore not a recommendation to buy or sell shares.

The Fund's share price can be volatile due to movements in the prices of the underlying holdings and the basis on which the Fund is priced.

The ongoing charges figure is based on actual expenses for the latest financial period. Where the share class has been launched during the financial period and / or expenses during the period are not representative, an estimate of expenses may have been used instead. It may vary from year to year. It excludes the costs of buying and selling assets for the Fund although custodian transaction costs are included. Where a share class has not been seeded an estimate of expenses has been used.

This document contains information on investments which does not constitute independent research. Accordingly, it is not subject to the protections afforded to independent research and Baillie Gifford and its staff may have dealt in the investments concerned. It is classified as advertising in Switzerland under Art 68 of the Financial Services Act ("FinSA").

This document is issued by Baillie Gifford Overseas Limited ("BGO") which provides investment management and advisory services to non-UK clients. BGO is wholly owned by Baillie Gifford & Co. Both are authorised and regulated in the UK by the Financial Conduct Authority. BGO is registered with the SEC in the United States of America, and is licensed with the Financial Sector Conduct Authority in South Africa as a Financial Services Provider. The Fund is authorised in Ireland and regulated by the Central Bank of Ireland.

BGE provides investment management and advisory services to European (excluding UK) clients. It was incorporated in Ireland in May 2018 and is authorised by the Central Bank of Ireland. Through its MiFID passport, it has established Baillie Gifford Investment Management (Europe) Limited (Frankfurt Branch) to market its investment management and advisory services and distribute Baillie Gifford Worldwide Funds plc in Germany. Similarly, it has established Baillie Gifford Investment Management (Europe) Limited (Amsterdam Branch) to market its investment management and advisory services and distribute Baillie Gifford Worldwide Funds plc in The Netherlands. Baillie Gifford Investment Management (Europe) Limited also has a representative office in Zurich, Switzerland pursuant to Art. 58 of the Federal Act on Financial Institutions ("FinIA"). It does not constitute a branch and therefore does not have authority to commit Baillie Gifford Investment Management (Europe) Limited. It is the intention to ask for the authorisation by the Swiss Financial Market Supervisory Authority (FINMA) to maintain this representative office of a foreign asset manager of collective assets in Switzerland pursuant to the applicable transitional provisions of FinIA. Baillie Gifford Asia (Hong Kong) Limited 柏基亞洲(香港)有限公司 ("BGA") holds a Type 1 and a Type 2 licence from the Securities and Futures Commission of Hong Kong to market and distribute Baillie Gifford's range of collective investment schemes to professional investors in Hong Kong. Baillie Gifford International LLC was formed in Delaware in 2005 and is registered with the SEC. It is the legal entity through which BGO provides

client service and marketing functions in North America.

Baillie Gifford International LLC, BGE and BGA are a wholly owned subsidiaries of Baillie Gifford Overseas Limited.

All information is sourced from Baillie Gifford & Co. All amounts in share class currency and as at the date of the document unless otherwise stated. All figures are rounded, so any totals may not sum.

## Awards and Ratings

The information contained herein: (1) is proprietary to Morningstar and/or its content providers; (2) may not be copied or distributed; and (3) is not warranted to be accurate, complete, or timely. Neither Morningstar nor its content providers are responsible for any damages or losses arising from any use of this information. Past performance is no guarantee of future results.

## How to Deal

To deal please contact your representative below or alternatively you can contact Brown Brothers Harriman direct by phone or post.

Tel Dublin: +353 1 241 7156

Tel Hong Kong: +852 3971 7156

Fax Dublin: +353 1 241 7157

Fax Hong Kong: +852 3971 7157

## Address:

Brown Brothers Harriman Fund Administration Services (Ireland) Limited  
30 Herbert Street, Dublin 2, D02 W329, Ireland

Further information about the Fund can also be obtained from locally appointed agents, details of which are available from the country specific pages at [bailliegifford.com](http://bailliegifford.com).

## Target Market

This Fund is suitable for all investors seeking a Fund that aims to deliver capital growth over a long-term investment horizon. The investor should be prepared to bear losses. This Fund is compatible for mass market distribution. This Fund may not be suitable for investors who are concerned about short-term volatility and performance, seeking a regular source of income and investing for less than five years. This Fund does not offer capital protection.

## Legal Notices

Source: MSCI. The MSCI information may only be used for your internal use, may not be reproduced or disseminated in any form and may not be used as a basis for or a component of any financial instruments or products or indices. None of the MSCI information is intended to constitute investment advice or a recommendation to make (or refrain from making) any kind of investment decision and may not be relied on as such. Historical data and analysis should not be taken as an indication or guarantee of any future performance analysis, forecast or prediction. The MSCI information is provided on an "as is" basis and the user of this information assumes the entire risk of any use made of this information. MSCI, each of its affiliates and each other person involved in or related to compiling, computing or creating any MSCI information (collectively, the "MSCI Parties") expressly disclaims all warranties (including, without limitation, any warranties of originality, accuracy, completeness, timeliness, non-infringement, merchantability and fitness for a particular purpose) with respect to this information. Without limiting any of the foregoing, in no event shall any MSCI Party have any liability for any direct, indirect, special, incidental, punitive, consequential (including, without limitation, lost profits) or any other damages. ([www.msci.com](http://www.msci.com))

## Financial Intermediaries

This document is suitable for use of financial intermediaries. Financial intermediaries are solely responsible for any further distribution and Baillie Gifford takes no responsibility for the reliance on this document by any other person who did not receive this document directly from Baillie Gifford.

**Additional Geographical Location Information**

**Australia:** Baillie Gifford Overseas Limited (ARBN 118 567 178) is registered as a foreign company under the Corporations Act 2001 (Cth) and holds Foreign Australian Financial Services Licence No 528911. This document is provided to you on the basis that you are a "wholesale client" within the meaning of section 761G of the Corporations Act 2001 (Cth) ("Corporations Act"). Please advise Baillie Gifford Overseas Limited immediately if you are not a wholesale client. In no circumstances may this document be made available to a "retail client" within the meaning of section 761G of the Corporations Act. This document contains general information only. It does not take into account any person's objectives, financial situation or needs.

**Canada:** BGO is not resident in Canada, its head office and principal place of business is in Edinburgh, Scotland. Baillie Gifford Overseas Limited is regulated in Canada as a portfolio manager and exempt market dealer with the Ontario Securities Commission ('OSC'). Its portfolio manager licence is currently passported into Alberta, Quebec, Saskatchewan, Manitoba and Newfoundland & Labrador whereas the exempt market dealer licence is passported across all Canadian provinces and territories. Baillie Gifford International LLC is regulated by the OSC as an exempt market and its licence is passported across all Canadian provinces and territories. Baillie Gifford Investment Management (Europe) Limited ('BGE') relies on the International Investment Fund Manager Exemption in the provinces of Ontario and Quebec.

**Chile:** In Chile (i) La presente oferta se acoge a la Norma de Carácter General N° 336 de la Comisión para el Mercado Financiero (CMF) de Chile.

(ii) La presente oferta versa sobre valores no inscritos en el Registro de Valores o en el Registro de Valores Extranjeros que lleva la Comisión para el Mercado Financiero, por lo que los valores sobre los cuales ésta versa, no están sujetos a su fiscalización;

(iii) Que por tratarse de valores no inscritos, no existe la obligación por parte del emisor de entregar en Chile información pública respecto de estos valores; y

(iv) Estos valores no podrán ser objeto de oferta pública mientras no sean inscritos en el Registro de Valores correspondiente.

**Colombia:** The securities have not been, and will not be, registered with the Colombian National Registry of Securities and Issuers (Registro Nacional de Valores y Emisores) or traded on the Colombian Stock Exchange (Bolsa de Valores de Colombia). Unless so registered, the securities may not be publicly offered in Colombia or traded on the Colombian Stock Exchange.

The investor acknowledges that certain Colombian laws and regulations (including but not limited to foreign exchange and tax regulations) may apply in connection with the investment in the securities and represents that it is the sole liable party for full compliance therewith.

**Denmark:** The Danish Financial Supervisory Authority has received proper notification of the marketing of units or shares in the Fund to investors in Denmark in accordance with the Danish Investment Associations Act and the executive orders issued pursuant thereto.

**Isle of Man:** In the Isle of Man the Fund is not subject to any form of regulation or approval in the Isle of Man. This document has not been registered or approved for distribution in the Isle of Man and may only be distributed in or into the Isle of Man by a person permitted under Isle of Man law to do so and in accordance with the Isle of Man Collective Investment Schemes Act 2008 and regulations made thereunder. BGE is not regulated or licensed by the Isle of Man Financial Services Authority and does not carry on business in the Isle of Man.

**Jersey:** In Jersey consent under the Control of Borrowing (Jersey) Order 1958 (the "COBO Order") has not been obtained for the circulation of this document.

**Peru:** The Superintendencia del Mercado de Valores (SMV) does not exercise any supervision over this Fund and therefore the management of it. This document is only for the exclusive use of institutional investors in Peru and is not for public distribution.

**Singapore:** In Singapore the Fund is on the Monetary Authority of Singapore's List of Restricted schemes. This document has not been registered as a prospectus with the Monetary Authority of Singapore. Accordingly, this information memorandum and any other document or material in connection with the offer or sale, or invitation for subscription or purchase, of shares in the Fund may not be circulated or distributed, nor may the shares be offered or sold, or be made the subject of an invitation for subscription or purchase, whether directly or indirectly, to persons in Singapore other than (i) to an institutional investor pursuant to Section 304 of the Securities and Futures Act, Chapter 289 of Singapore (the "SFA") or (ii) otherwise pursuant to, and in accordance with the conditions of, any other applicable provision of the SFA.

**South Korea:** In South Korea Baillie Gifford Overseas Limited is registered with the Financial Services Commission as a cross-border foreign Discretionary Investment Manager & Non-Discretionary Investment Adviser.

**Spain:** In Spain BAILLIE GIFFORD WORLDWIDE FUNDS PLC is registered with the Securities Market Commission under official registration number 1707.

**Switzerland:** In Switzerland this document is directed only at qualified investors (the "Qualified Investors"), as defined in the Swiss Collective Investment Schemes Act of 23 June 2006, as amended ("CISA") and its implementing ordinance. The Fund is a sub-fund of Baillie Gifford Worldwide Funds PLC and is domiciled in Ireland. The Swiss representative is UBS Fund Management (Switzerland) AG, Aeschenenplatz 6, 4052 Basel. The Swiss paying agent is UBS Switzerland AG, Bahnhofstrasse 45, 8001 Zurich. The documents of the Company, such as the Partial Prospectus for Switzerland, the Articles of Association, the Key Investor Information Documents (KIIDs), and the financial reports can be obtained free of charge from the Swiss representative. For the shares of the Fund distributed to qualified investors in Switzerland, the place of jurisdiction is Basel. Each time performance data is published, it should be noted that the past performance is no indication of current or future performance, and that it does not take account of the commissions and costs incurred on the issue and redemption of shares.