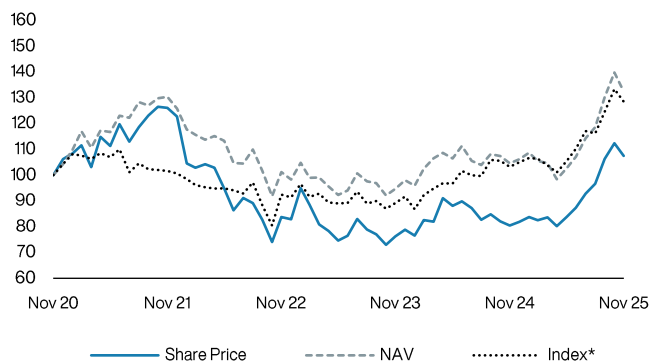


Investment proposition

The Trust aims to achieve capital growth through investment in the Asia Pacific region (excluding Japan) and the Indian Sub-continent. The portfolio contains companies which have been identified as offering the potential for long-term capital appreciation, irrespective of whether they comprise part of any index. Country and sector weightings are a consequence of the index agnostic approach to stock selection. In constructing the equity portfolio a spread of risk is achieved by diversification and the portfolio will typically consist of between 40-120 companies. The Trust is actively managed and will normally consist principally of quoted securities although up to 15% of total assets can be invested, at the time of initial investment, in private companies.

Performance overview

Indexed to 30 November 2025



Periodic performance (%)

| | 1 Year | 3 Years | 5 Years | 10 Years |
|-------------|--------|---------|---------|----------|
| Share Price | 33.5 | 28.4 | 7.5 | 349.4 |
| NAV | 26.6 | 30.8 | 32.4 | 331.6 |
| Index* | 24.4 | 39.0 | 28.5 | 158.9 |

Discrete performance (%)

| | 30/09/20- 30/09/21 | 30/09/21- 30/09/22 | 30/09/22- 30/09/23 | 30/09/23- 30/09/24 | 30/09/24- 30/09/25 |
|-------------|-----------------------|-----------------------|-----------------------|-----------------------|-----------------------|
| Share Price | 51.3 | -32.8 | -6.8 | 10.1 | 25.3 |
| NAV | 48.1 | -19.9 | -4.7 | 11.5 | 20.4 |
| Index* | 10.0 | -13.6 | 1.8 | 17.7 | 17.6 |

Source: Morningstar, MSCI, total return in sterling.

*Index: MSCI All Country Asia Ex Japan Index

Top Ten Holdings

| Holdings | % of Total Assets |
|-----------------------|-------------------|
| 1 TSMC | 13.5 |
| 2 Samsung Electronics | 7.6 |
| 3 Tencent | 7.6 |
| 4 SK Square | 5.9 |
| 5 ByteDance Ltd. | 3.8 |
| 6 Alibaba | 3.6 |
| 7 Zijin Mining Group | 3.1 |
| 8 MMG Limited | 3.1 |
| 9 Sea Limited | 3.0 |
| 10 EO Technics | 2.3 |
| Total | 53.4 |

Key Information

| | | | |
|---------------------------------|-----------------|------------------|---------|
| Managers | Roderick Snell* | | |
| Deputy Managers | Ben Durrant | | |
| Total Assets | £741.40m | Total Borrowings | £54.28m |
| Ongoing Charges | 0.75% ** | Dividend Yield | Nil% |
| Gross Gearing | 8% | Net Gearing | 7% |
| Active Share | 68% *** | | |
| Annual Turnover | 29% | | |
| Net Asset Value per Share (NAV) | 828.24p | | |
| Share Price | 749.00p | | |
| Discount of Share Price to NAV | 9.6% | | |

*Partner.

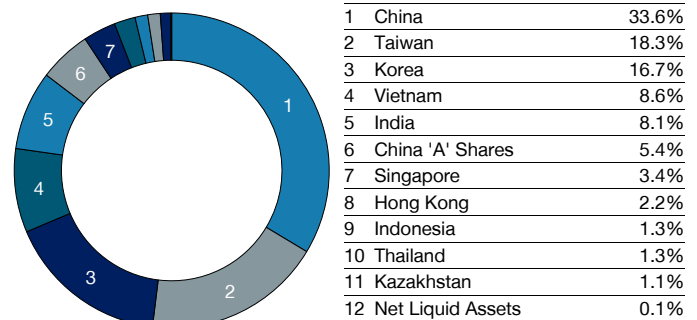
**Ongoing charges as disclosed in the latest Annual Report and Financial Statements and calculated in accordance with AIC recommendations. These charges are incurred by the Trust and are not deducted from the value of your investment as these charges are already accounted for in the Trust's share.

***Relative to MSCI All Country Asia Ex Japan Index. Source: Baillie Gifford & Co, MSCI.

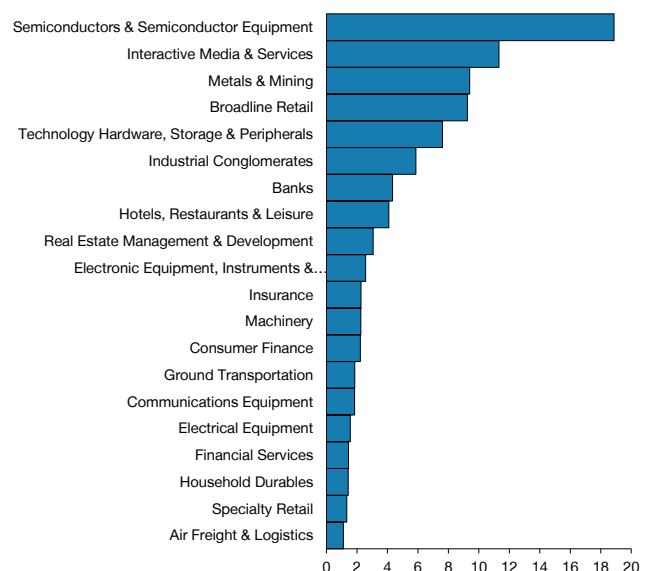
Private Companies

The portfolio includes 5 private companies, which in aggregate accounted for 5.5% of total assets.

Geography



Top 20 Sector Positions (%) - 30 in Total



Additional Trust Information

Full product details, including a Key Information Document, the possible effect of charges on an investment, are available on request, please see below for contact details.

In this document all references to NAV and NAV performance are calculated with borrowings deducted at par value. The total borrowings disclosed are at par value. Borrowings at par value is borrowings (if any) at face or nominal value.

All performance figures are in sterling terms, total return – that is, with any dividends reinvested. The graph represents five years' performance, to the date at the top of the document, and has been indexed to start at 100 (this aids comparison and is not a reflection of actual values at any given date). The discrete performance table is updated quarterly.

Gearing is calculated according to Association of Investment Companies (AIC) guidelines. The gross gearing figure reflects the amount of borrowings at par drawn expressed as a percentage of shareholders' funds. The net gearing figure reflects the amount of borrowings at par less cash and cash equivalents actively invested, expressed as a percentage of shareholders' funds.

Active share, a measure of how actively a portfolio is managed, is the percentage of the portfolio that differs from its comparative index. It is calculated by deducting from 100 the percentage of the portfolio that overlaps with the comparative index. An active share of 100 indicates no overlap with the comparative index and an active share of zero indicates a portfolio that tracks the comparative index.

Annual turnover is a measure of portfolio change or trading activity in a portfolio. Turnover is calculated as the minimum of purchases and sales in a month, divided by the average market value of the portfolio, summed to get rolling 12 month turnover data.

A negative cash position may sometimes occur due to obligations awaiting settlement.

Baillie Gifford & Co Limited's annual remuneration is calculated as 0.75% on the first £50 million of net assets of the Company attributable to its shareholders, 0.65% on the next £200m and at 0.55% on the remainder. This is calculated and payable on a quarterly basis.

The ongoing charges figure represents the total operating costs of the Trust divided by the average net assets (with debt at par value) as disclosed in the most recently published Annual Report and Financial Statements. There are no additional one-off, ongoing or incidental costs charged by the Trust when its shares are traded. As such, costs have been shown as nil (0.00%) in the costs table of the Trust's Key Information Document. This reflects the temporary exemption from the PRIIPs Regulation and other assimilated EU law provided by the FCA to investment companies.

The dividend yield quoted is historical. It is based on dividends paid by the Trust in the previous 12 months as a percentage of the share price.

All figures are rounded, so any totals may not sum.

Further Information

This factsheet is issued by Baillie Gifford & Co Limited, Calton Square, 1 Greenside Row, Edinburgh EH1 3AN. Baillie Gifford group provides the following services to the Trust. Baillie Gifford & Co Limited is the manager and secretary of the Trust, and it delegates portfolio management to Baillie Gifford & Co. Both firms are authorised and regulated by the Financial Conduct Authority.

Target Market

The Trust is suitable for all investors seeking a fund that aims to deliver capital growth over a long-term investment horizon. The investor should be prepared to bear losses. The Trust is aimed at mass market distribution. The Trust may not be suitable for investors who are concerned about short-term volatility and performance, who are seeking a regular source of income or who may be investing for less than 5 years. The Trust does not offer capital protection.

Contact Us

For further information about the Trust or Baillie Gifford's range of Investment Trusts, please contact us at the below address, call our Client Relations Team on 0800 917 2113 (your call may be recorded for training or monitoring purposes), visit our website at bailliegifford.com, or email enquiries@bailliegifford.com.

Risk Warnings

The investment trusts managed by Baillie Gifford & Co Limited are listed UK companies. The value of their shares, and any income from them, can fall as well as rise and investors may not get back the amount invested.

The specific risks associated with the Trust include:

- The Trust invests in overseas securities. Changes in the rates of exchange may also cause the value of your investment (and any income it may pay) to go down or up.
- The Trust invests in emerging markets where difficulties in dealing, settlement and custody could arise, resulting in a negative impact on the value of your investment.
- The Trust invests in China, often through contractual structures that are complex and could be open to challenge, where potential issues with market volatility, political and economic instability including the risk of market shutdown, trading, liquidity, settlement, corporate governance, regulation, legislation and taxation could arise, resulting in a negative impact on the value of your investment.
- Unlisted investments such as private companies can increase risk. These assets may be more difficult to sell, so changes in their prices may be greater.
- The Trust can borrow money to make further investments (sometimes known as "gearing" or "leverage"). The risk is that when this money is repaid by the Trust, the value of the investments may not be enough to cover the borrowing and interest costs, and the Trust will make a loss. If the Trust's investments fall in value, any invested borrowings will increase the amount of this loss.
- Values for securities which are difficult to trade may not be readily available and there can be no assurance that any value assigned to such securities will accurately reflect the price the Trust might receive upon their sale. The Trust can make use of derivatives which may impact on its performance.
- Share prices may either be below (at a discount) or above (at a premium) the net asset value (NAV). The Company may issue new shares when the price is at a premium which may reduce the share price. Shares bought at a premium may have a greater risk of loss than those bought at a discount.
- The Trust can buy back its own shares. The risks from borrowing, referred to above, are increased when a trust buys back its own shares.
- The aim of the Trust is to achieve capital growth. You should not expect a significant, or steady, annual income from the Trust.
- The Trust is listed on the London Stock Exchange and is not authorised or regulated by the Financial Conduct Authority.

The information and opinions expressed within this factsheet are subject to change without notice.

This information has been issued and approved by Baillie Gifford & Co Limited and does not in any way constitute investment advice. This factsheet does not constitute an offer or invitation to deal in securities.

Further details of the risks associated with investing in the Trust, including how charges are applied, can be found by calling the number below or visiting the website.

Legal Notices

Source: MSCI. MSCI makes no express or implied warranties or representations and shall have no liability whatsoever with respect to any MSCI data contained herein.

The MSCI data may not be further redistributed or used as a basis for other indexes or any securities or financial products. This report is not approved, endorsed, reviewed or produced by MSCI. None of the MSCI data is intended to constitute investment advice or a recommendation to make (or refrain from making) any kind of investment decision and may not be relied on as such.

Ratings – As at 31 October 2025

Rayner Spencer Mills Research Rated Fund



Morningstar Medalist
Rating™ as at 31 October
2025

Overall Morningstar Rating ™



This Fund is rated by © Morningstar, for more information, please go to morningstar.co.uk.

Baillie Gifford & Co Limited
Calton Square, 1 Greenside Row, Edinburgh EH1 3AN
Telephone 0800 917 2113 bailliegifford.com

Ref: 181919