

Minimum Disclosure Document

Baillie Gifford Worldwide Long Term Global Growth Fund

A sub-fund of the Baillie Gifford Worldwide Funds PLC

Third Quarter 2025

Fund Aims

The LTGG Team is structured such that every investor can contribute meaningfully to the generation of new ideas, stock research and stock discussions. We want to bring cognitive diversity, creativity and imagination to the research process. Once a stock has been fully researched and discussed, the decision makers are responsible for making the ultimate decision on its inclusion (or otherwise) in the portfolio. Their decisions place an emphasis on backing enthusiasm rather than achieving a full consensus. The LTGG portfolio is deliberately concentrated so the bar is high for any stock to be included in the portfolio. Stocks will typically enter the portfolio as small positions. Thereafter, the bias is towards hold discipline and running winners with a belief that asymmetric returns will drive investment performance.

Fees and Charges

	Total Expense Ratio	Annual Charge
Class B USD Acc (%)	0.67	0.62

The total expense ratio figure is based on actual expenses for the latest financial period. Where the share class has been launched during the financial period and / or expenses during the period are not representative, an estimate of expenses may have been used instead. It may vary from year to year. It excludes the costs of buying and selling assets for the Fund although custodian transaction costs are included. Where a share class has not been seeded an estimate of expenses has been used. A schedule of fee and charges is available on request from the manager. Performance fees are not charged.

Fund Details

	NAV per share
Class B Acc USD	\$45.6974

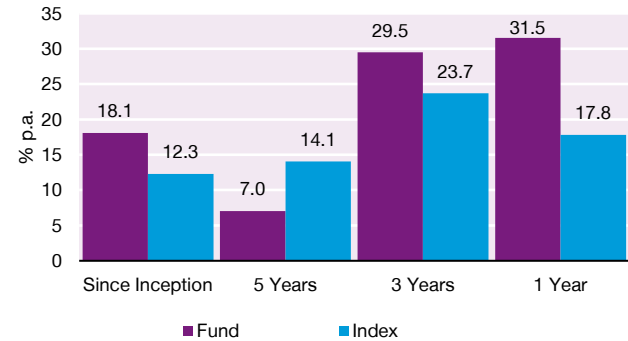
Number of Participatory Interests

	Shares in Issue
Class B Acc USD	78,493,816.87

Asset Allocation

Equities (%)	97.8
Bonds (%)	0.0
Cash (%)	2.2
Total (%)	100.0

Periodic Performance



Source: Revolution, MSCI. As at 30 September 2025, net income reinvested. Base currency USD. Net of fees, B Acc Share class, 10am prices. Index calculated close to close. Index: MSCI ACWI Index. Inception date: 10 August 2016. *Not annualised. Annualised returns are the weighted average compound growth rate over the period measured. The performance calculated for the portfolio, and the investor performance may differ as a result of initial fees, the actual investment date, the date of reinvestment and dividend withholding tax. NAV to NAV figures are used. Calculations are based on a lump sum investment.

Past performance is not a guide to future returns.

Fund Facts

ISIN Code (Class B Acc USD)	IE00BYQG5606
Launch Date	10 August 2016
Fund Size	\$5,354.4m
Index	MSCI ACWI Index
Fund Sector	Global Equity
Current Annual Turnover	15%
Style	Long-term, bottom-up focus on stocks with very high growth rates
Stocks (guideline range)	30-60
Valuation point	10am
Dealing Deadline	5pm on the Business Day before Dealing Day
Price publication	Daily at bailliegifford.com
Distribution dates	30 November
Distribution (2024)	Nil
Investment Manager	Baillie Gifford Investment Management (Europe) Limited 4/5 Schoolhouse Lane Dublin 2 Ireland
Administrator, Registrar and Transfer Agent	Brown Brothers Harriman Fund Administration Services (Ireland) Limited 30 Herbert Street Dublin 2 Ireland
Depository	Brown Brothers Harriman Trustee Services (Ireland) Limited 30 Herbert Street Dublin 2 Ireland
Representative Office	Sanlam Collective Investments (RF) (Pty) Ltd 55 Willie van Schoor Avenue Bellville, 7530 South Africa

Annualised Performance

	30/09/20-30/09/21	30/09/21-30/09/22	30/09/22-30/09/23	30/09/23-30/09/24	30/09/24-30/09/25
Fund Net (%)	24.5	-48.1	17.8	40.2	31.5
Index (%)	28.0	-20.3	21.4	32.3	17.8

Highest and Lowest Annual Returns

Highest Annual (%)	104.72
Lowest Annual (%)	-53.16

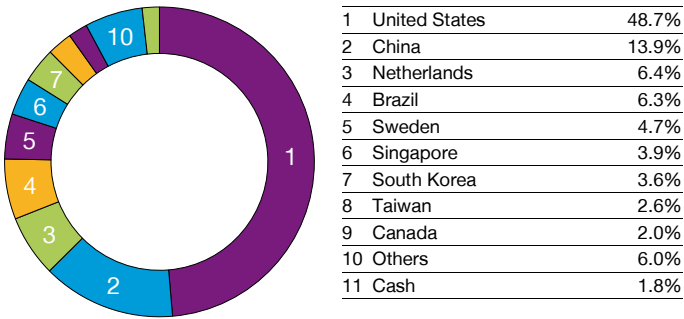
Top Ten Holdings as at 30 June 2025

Holdings	% of Total Assets
1 Amazon.com	6.1
2 Netflix	5.3
3 NVIDIA	5.3
4 Cloudflare	4.9
5 Spotify	4.7
6 Sea Limited	3.9
7 Coupang	3.6
8 MercadoLibre	3.5
9 Tencent	3.3
10 Adyen	3.3

Top Ten Holdings as at 30 September 2025

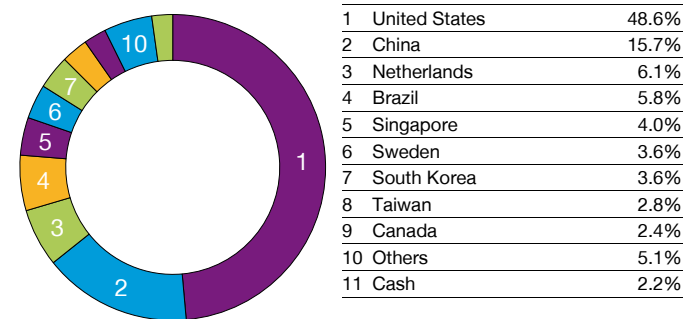
Holdings	% of Total Assets
1 NVIDIA	5.7
2 Amazon.com	5.6
3 AppLovin	5.3
4 Cloudflare	4.6
5 Netflix	4.4
6 Tencent	4.0
7 Sea Limited	4.0
8 Spotify	3.6
9 Coupang	3.6
10 ASML	3.5

Geographical Analysis as at 30 June 2025



Total may not sum due to rounding.

Geographical Analysis as at 30 September 2025



Total may not sum due to rounding.

Risk Profile

The summary risk indicator is a guide to the level of risk of this product compared to other products. It shows how likely it is that the product will lose money because of movements in the markets or because we are not able to pay you.



Based on the Class B USD Acc share class.

Please note that even the lowest risk class can lose you money and that extreme adverse market circumstances can mean you suffer severe losses in all cases.

The Fund is classified in the category above because it invests in company shares which generally provide higher rewards and higher risks than other investments such as bonds or cash. Where no share price history is available for any part of the last five years (and thus no returns), the returns of the Fund's comparative index are used in its place to calculate the summary risk indicator.

Additional Fund Information

The Fund is a sub-fund of Baillie Gifford Worldwide Funds PLC which is an established umbrella fund. Its Investment Manager and Distributor is Baillie Gifford Investment Management (Europe) Limited.

This is a Section 65 approved fund under the Collective Investment Schemes Control Act 45, 2002 (CICS). Sanlam Collective Investments (RF) (Pty) Ltd is the South African Representative Office for this Fund.

This Minimum Disclosure Document does not provide you with all the facts that you need to make an informed decision about investing in the Fund. Further details of the risks associated with investing in the Fund can be found in the Key Information Document, copies of which are available free of charge at www.bailliegifford.com, or the Prospectus which is available by calling the appropriate contact below. Both the Key Information Document and the Prospectus are available in the English language.

The total expenses ratio is based on actual expenses for the latest financial period. Where the share class has been launched during the financial period and / or expenses during the period are not representative, an estimate of expenses may have been used instead. It may vary from year to year. It excludes the costs of buying and selling assets for the Fund although custodian transaction costs are included. Where a share class has not been seeded an estimate of expenses has been used. A schedule of fee and charges is available on request from the manager.

For Accumulation shares income will be re-invested. No further shares will be purchased but the reinvestment will be reflected in the price of your existing accumulation shares. You are, however, deemed to have received the income for tax purposes. For Income shares any income due to you will be paid into your bank account, paid on the dates specified on the previous page.

Target Market

The Fund is suitable for all investors seeking a fund that aims to deliver capital growth over a long-term investment horizon. The Fund considers sustainability preferences through the qualitative consideration of principal adverse impacts using an exclusionary approach. The investor should be prepared to bear losses. The Fund is compatible for mass market distribution. The Fund may not be suitable for investors who are concerned about short-term volatility and performance, seeking a regular source of income and investing for less than five years. The Fund does not offer capital protection.

Legal Notices

Source: MSCI. MSCI makes no express or implied warranties or representations and shall have no liability whatsoever with respect to any MSCI data contained herein. The MSCI data may not be further redistributed or used as a basis for other indexes or any securities or financial products. This report is not approved, endorsed, reviewed or produced by MSCI. None of the MSCI data is intended to constitute investment advice or a recommendation to make (or refrain from making) any kind of investment decision and may not be relied on as such.

Contact Details**LatEMEA Client Service**

email LatEMEAClientService@bailliegifford.com
Copyright © Baillie Gifford & Co 2025. All rights reserved.

Regulatory Information

This bulletin is solely for the use of professional investors and should not be relied upon by any other person. It is not intended for use by retail clients. Nothing in the document should be construed as advice and it is therefore not a recommendation to buy or sell shares.

This bulletin is issued by Baillie Gifford Overseas Limited which provides investment management and advisory services to non-UK clients. Baillie Gifford Overseas Limited is wholly owned by Baillie Gifford & Co. Both are authorised and regulated by the Financial Conduct Authority. The Fund is authorised in Ireland and regulated by the Central Bank of Ireland.

Collective investment schemes are generally medium to long term investments. The value of participatory investments may go down as well as up and past performance is not a guide to future returns. This bulletin contains information on investments which does not constitute independent research. Accordingly, it is not subject to the protections afforded to independent research and Baillie Gifford and its staff may have dealt in the investments concerned. All investment funds have the potential for profit and loss. The manager does not provide any guarantee either with respect to the capital or the return of a portfolio.

Collective investments are traded at ruling prices and can engage in borrowing and scrip lending.

The Fund has exposure to foreign currencies and changes in the rates of exchange will cause the value of any investment, and income from it, to fall as well as rise and you may not get back the amount invested.

International investments or investments in foreign securities could be accompanied by additional risks such as potential constraints on liquidity and repatriation of funds, macroeconomic risk, political risk, foreign exchange risk, tax risk, settlement risk as well as potential limitations on the availability of market information.

Custody of assets, particularly in emerging markets, involves a risk of loss if a custodian becomes insolvent or breaches duties of care.

The Fund invests in emerging markets, which includes China, where difficulties with market volatility, political and economic instability including the risk of market shutdown, trading, liquidity, settlement, corporate governance, regulation, legislation and taxation could arise, resulting in a negative impact on the value of your investment.

The Fund's concentrated portfolio relative to similar funds may result in large movements in the share price in the short term.

All information is sourced from Baillie Gifford & Co. All amounts are in US dollars as at 30 September 2025 unless otherwise stated.

How to Deal

To deal please contact your representative below or alternatively you can contact Brown Brothers Harriman direct by phone or post.

Telephone: 00 353 1 603 6490

Address:

Brown Brothers Harriman Fund Administration
Services (Ireland) Limited
30 Herbert Street
Dublin 2
Ireland 2025

Baillie Gifford Overseas Limited
Calton Square, 1 Greenside Row, Edinburgh EH1 3AN
Telephone +44 (0) 131 275 2000
Website: bailliegifford.com

Issue date: 14/10/2025

Ref: 176604