

Minimum Disclosure Document

Baillie Gifford Worldwide Positive Change Fund

A sub-fund of the Baillie Gifford Worldwide Funds PLC

First Quarter 2024

Fund Aims

The Fund invests in an actively managed portfolio of 25-50 global high quality growth companies which can deliver positive change in one of four current themes: Social Inclusion and Education, Environment and Resource Needs, Healthcare and Quality of Life; and Base of the Pyramid (addressing the needs of the world's poorest populations). The Positive Change team generate ideas from a diverse range of sources. With a focus on fundamental in-house research, the group complete a two stage analysis of all holdings, looking at both the financial and positive change aspects case for each stock using a consistent framework. The output is a high conviction and differentiated portfolio. We expect turnover to be low, around 20% per annum over the long run.

Fees and Charges

	Total Expense Ratio	Annual Charge
Class B USD Acc (%)	0.57	0.50

The total expense ratio figure is based on actual expenses for the latest financial period. Where the share class has been launched during the financial period and / or expenses during the period are not representative, an estimate of expenses may have been used instead. It may vary from year to year. It excludes the costs of buying and selling assets for the Fund although custodian transaction costs are included. Where a share class has not been seeded an estimate of expenses has been used. A schedule of fee and charges is available on request from the manager. Performance fees are not charged.

Fund Details

	NAV per share
Class B Acc USD	\$20.4968

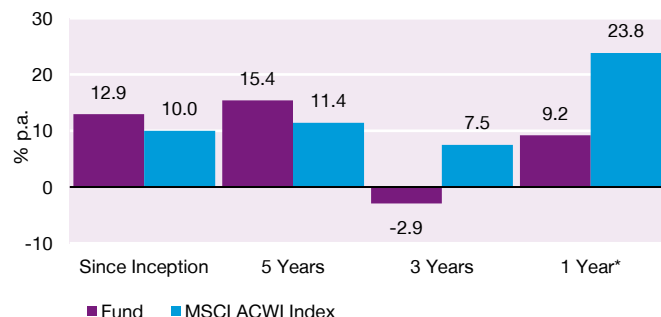
Number of Participatory Interests

	Shares in Issue
Class B Acc USD	9,702,778.00

Asset Allocation

Equities (%)	99.1
Bonds (%)	0.0
Cash (%)	0.9
Total (%)	100.0

Periodic Performance



Source: Revolution, MSCI. As at 31 March 2024, net income reinvested. Base currency US dollars. Net of fees, B Acc Share class, 10am prices. Index calculated close to close. Inception date: 08 May 2018. *Not annualised. Annualised returns are the weighted average compound growth rate over the period measured. The performance calculated for the portfolio, and the investor performance may differ as a result of initial fees, the actual investment date, the date of reinvestment and dividend withholding tax. NAV to NAV figures are used. Calculations are based on a lump sum investment.

Past performance is not a guide to future returns.

Fund Facts

ISIN Code (Class B Acc USD)	IE00BDCY2N73
Launch Date	08 May 2018
Fund Size	\$1,700.5m
Index	MSCI ACWI Index
Fund Sector	Global Equity
Current Annual Turnover	20%
Style	Growth
Stocks (guideline range)	25-50
Valuation point	10am
Dealing Deadline	5pm on the Business Day before Dealing Day
Price publication	Daily at bailliegifford.com
Distribution dates	30 November
Distribution (2023)	Nil
Investment Manager	Baillie Gifford Investment Management (Europe) Limited 4/5 Schoolhouse Lane Dublin 2 Ireland
Administrator, Registrar and Transfer Agent	Brown Brothers Harriman Fund Administration Services (Ireland) Limited 30 Herbert Street Dublin 2 Ireland
Depository	Brown Brothers Harriman Trustee Services (Ireland) Limited 30 Herbert Street Dublin 2 Ireland
Representative Office	Sanlam Collective Investments (RF) (Pty) Ltd 55 Willie van Schoor Avenue Bellville, 7530 South Africa

Annualised Performance

	31/03/19-31/03/20	31/03/20-31/03/21	31/03/21-31/03/22	31/03/22-31/03/23	31/03/23-31/03/24
Fund Net (%)	10.8	102.1	-2.5	-14.2	9.2
Index (%)	-10.8	55.3	7.7	-7.0	23.8

Highest and Lowest Annual Returns

Highest Annual (%)	102.1
Lowest Annual (%)	-42.1

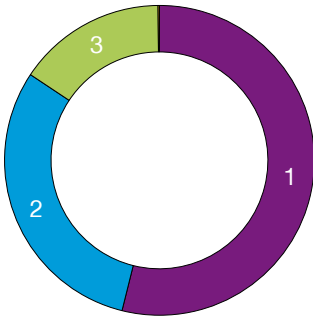
Top Ten Holdings as at 31 December 2023

Holdings	% of Total Assets
1 ASML	7.0
2 MercadoLibre	6.7
3 TSMC	6.6
4 Shopify	6.1
5 Bank Rakyat Indonesia	5.1
6 Dexcom	5.1
7 HDFC Bank	4.7
8 Deere & Co	4.5
9 Moderna	4.5
10 Duolingo	4.3

Top Ten Holdings as at 31 March 2024

Holdings	% of Total Assets
1 TSMC	8.1
2 ASML	8.1
3 MercadoLibre	6.4
4 Dexcom	5.6
5 Shopify	4.9
6 Bank Rakyat Indonesia	4.9
7 Xylem	4.7
8 Moderna	4.7
9 Deere & Co	4.6
10 Nu Holdings	4.1

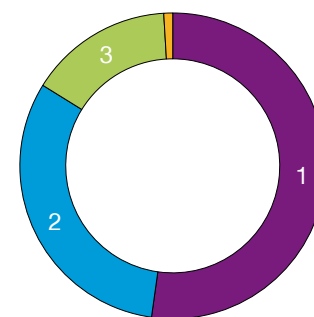
Geographical Analysis as at 31 December 2023



1 North America	53.9%
2 Emerging Markets	30.4%
3 Europe (ex UK)	15.5%
4 Cash	0.1%

Total may not sum due to rounding.

Geographical Analysis as at 31 March 2024



1 North America	52.2%
2 Emerging Markets	31.6%
3 Europe (ex UK)	15.2%
4 Cash	0.9%

Total may not sum due to rounding.

Risk Profile

The summary risk indicator is a guide to the level of risk of this product compared to other products. It shows how likely it is that the product will lose money because of movements in the markets or because we are not able to pay you.



Please note that even the lowest risk class can lose you money and that extreme adverse market circumstances can mean you suffer severe losses in all cases.

The Fund is classified in the category above because it invests in company shares which generally provide higher rewards and higher risks than other investments such as bonds or cash. Where no share price history is available for any part of the last five years (and thus no returns), the returns of the Fund's comparative index are used in its place to calculate the Risk and Reward Indicator.

Additional Fund Information

The Fund is a sub-fund of Baillie Gifford Worldwide Funds PLC which is an established umbrella fund. Its Investment Manager and Distributor is Baillie Gifford Investment Management (Europe) Limited.

This is a Section 65 approved fund under the Collective Investment Schemes Control Act 45, 2002 (CICS). Sanlam Collective Investments (RF) (Pty) Ltd is the South African Representative Office for this Fund.

This Minimum Disclosure Document does not provide you with all the facts that you need to make an informed decision about investing in the Fund. Further details of the risks associated with investing in the Fund can be found in the Key Information Document, copies of which are available free of charge at www.bailliegifford.com, or the Prospectus which is available by calling the appropriate contact below. Both the Key Information Document and the Prospectus are available in the English language.

The total expense ratio is based on actual expenses for the latest financial period. Where the share class has been launched during the financial period and / or expenses during the period are not representative, an estimate of expenses may have been used instead. It may vary from year to year. It excludes the costs of buying and selling assets for the Fund although custodian transaction costs are included. Where a share class has not been seeded an estimate of expenses has been used. A schedule of fee and charges is available on request from the manager.

For Accumulation shares income will be re-invested. No further shares will be purchased but the reinvestment will be reflected in the price of your existing accumulation shares. You are, however, deemed to have received the income for tax purposes. For Income shares any income due to you will be paid into your bank account, paid on the dates specified on the previous page.

Target Market

The Fund is suitable for all investors seeking a fund that aims to deliver long-term growth and has a sustainable objective to deliver positive impact. The Fund considers sustainability preferences through sustainable investments including a minimum proportion of Taxonomy aligned investments and the qualitative consideration of principal adverse impacts. Investors should be prepared to bear losses. The Fund is compatible for mass market distribution. The Fund may not be suitable for investors concerned about short term volatility and performance, seeking a regular source of income and investing for less than five years. The Fund does not offer capital protection.

Legal Notices

Source: MSCI. MSCI makes no express or implied warranties or representations and shall have no liability whatsoever with respect to any MSCI data contained herein. The MSCI data may not be further redistributed or used as a basis for other indexes or any securities or financial products. This report is not approved, endorsed, reviewed or produced by MSCI. None of the MSCI data is intended to constitute investment advice or a recommendation to make (or refrain from making) any kind of investment decision and may not be relied on as such.

Contact Details**LatEMEA Client Service**

email LatEMEAClientService@bailliegifford.com

Your call may be recorded for training or monitoring purposes.

Copyright © Baillie Gifford & Co 2024. All rights reserved.

Regulatory Information

This bulletin is solely for the use of professional investors and should not be relied upon by any other person. It is not intended for use by retail clients. Nothing in the document should be construed as advice and it is therefore not a recommendation to buy or sell shares.

This bulletin is issued by Baillie Gifford Overseas Limited which provides investment management and advisory services to non-UK clients. Baillie Gifford Overseas Limited is wholly owned by Baillie Gifford & Co. Both are authorised and regulated by the Financial Conduct Authority. The Fund is authorised in Ireland and regulated by the Central Bank of Ireland.

Collective investment schemes are generally medium to long term investments. The value of participatory investments may go down as well as up and past performance is not a guide to future returns. This bulletin contains information on investments which does not constitute independent research. Accordingly, it is not subject to the protections afforded to independent research and Baillie Gifford and its staff may have dealt in the investments concerned. All investment funds have the potential for profit and loss. The manager does not provide any guarantee either with respect to the capital or the return of a portfolio.

Collective investments are traded at ruling prices and can engage in borrowing and scrip lending.

The Fund has exposure to foreign currencies and changes in the rates of exchange will cause the value of any investment, and income from it, to fall as well as rise and you may not get back the amount invested.

Custody of assets, particularly in emerging markets, involves a risk of loss if a custodian becomes insolvent or breaches duties of care.

The Fund invests in emerging markets where difficulties in trading could arise, resulting in a negative impact on the value of your investment.

The Fund's concentrated portfolio relative to similar funds may result in large movements in the share price in the short term.

International investments or investments in foreign securities could be accompanied by additional risks such as potential constraints on liquidity and repatriation of funds, macroeconomic risk, political risk, foreign exchange risk, tax risk, settlement risk as well as potential limitations on the availability of market information.

All information is sourced from Baillie Gifford & Co. All amounts are in US dollars as at 31 March 2024 unless otherwise stated.

How to Deal

To deal please contact your representative below or alternatively you can contact Brown Brothers Harriman direct by phone or post.

Telephone: 00 353 1 603 6490

Address:

Brown Brothers Harriman Fund Administration
Services (Ireland) Limited
30 Herbert Street
Dublin 2
Ireland

Baillie Gifford Overseas Limited
Calton Square, 1 Greenside Row, Edinburgh EH1 3AN
Telephone +44 (0) 131 275 2000
Website: bailliegifford.com