

## 28 February 2023

### Key Information

<b>Managers</b>	Stephen Paice / Chris Davies		
<b>Total Assets</b>	£428.21m	<b>Total Borrowings</b>	£34.63m
<b>Ongoing Charges</b>	0.60%*	<b>Dividend Yield</b>	0.7%
<b>Potential Gearing</b>	14%	<b>Invested Gearing</b>	14%
<b>Active Share</b>	91%**		
<b>Annual Turnover</b>	13%		
<b>Net Asset Value per Share (NAV)</b>	109.73p		
<b>Share Price</b>	94.90p		
<b>Discount of Share Price to NAV</b>	13.5%		
<b>Invested in Private Companies</b>	9.4%		

\*Ongoing charges as at 30/09/2022. Calculated in accordance with AIC recommendations. Details of these costs can be found in the Key Information Document.

\*\*Relative to FTSE Europe ex UK Index. Source: Baillie Gifford & Co, FTSE.

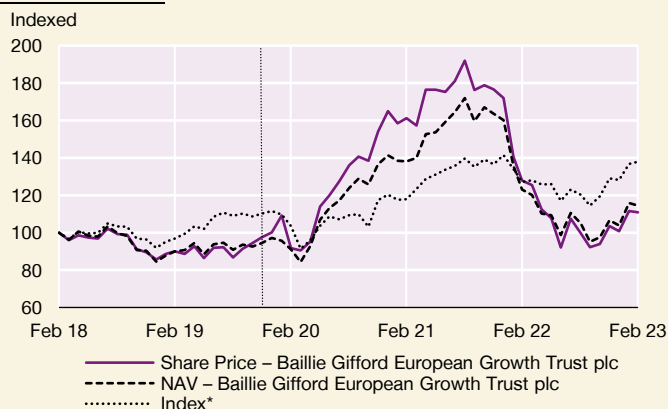
### Proposition

The Trust aims to achieve capital growth over the long term from a diversified portfolio of European securities; the yield on the Trust's investments is of secondary importance. The managers invest in high quality, well managed businesses that are able to grow significantly and which typically have a strong competitive position and are managed by owner-operators. The portfolio is relatively concentrated with between 30 and 60 listed and private companies. Sector and industry weightings are a consequence of bottom-up stock picking. The portfolio does not seek to track or mirror the index, the active share is likely to be over 80%.

### Top Ten Holdings

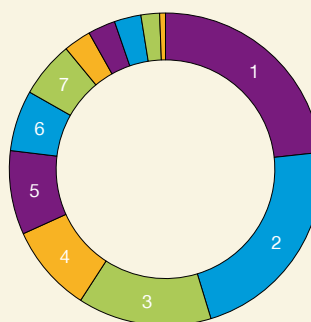
Holdings	% of Total Assets
1 Prosus	5.4
2 Northvolt	5.1
3 Richemont	4.2
4 Topicus.com	3.8
5 Ryanair	3.7
6 Adyen	3.6
7 Avanza Bank	3.4
8 Kering	3.2
9 Schibsted	3.1
10 ASML	3.0
<b>Total</b>	<b>38.4</b>

### Performance



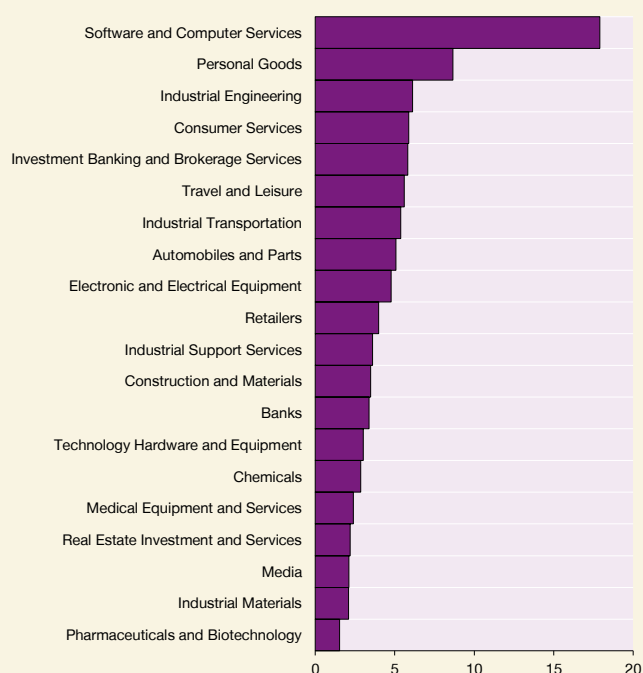
The line at 29 November 2019 represents the appointment of Baillie Gifford & Co Limited as Managers and Company Secretaries.

### Geographic Analysis of Total Assets



1 Sweden	24.0%
2 Netherlands	22.7%
3 Germany	14.3%
4 France	9.3%
5 Switzerland	8.9%
6 Norway	6.5%
7 Ireland	6.0%
8 Denmark	2.9%
9 Poland	2.5%
10 Italy	2.0%
11 Net Liquid Assets	0.6%

### Top 20 Sector Positions (%) - 25 in Total



### Periodic Performance (%)

	1 Year	3 Years	5 Years	10 Years
Share Price	-13.2	20.9	10.9	89.0
NAV	-7.0	25.7	14.4	88.3
Index*	8.4	33.2	37.9	124.9

### Discrete Performance (%)

	31/12/17- 31/12/18	31/12/18- 31/12/19	31/12/19- 31/12/20	31/12/20- 31/12/21	31/12/21- 31/12/22
Share Price	-15.2	16.9	64.8	4.2	-41.3
NAV	-14.8	15.0	45.4	13.4	-35.2
Index*	-9.1	21.2	7.8	17.6	-9.4

Performance source: Morningstar, FTSE, total return in sterling.

\*Index: FTSE Europe ex UK Index.

## Additional Trust Information

Full product details, including a Key Information Document, the possible effect of charges on an investment, are available on request, please see below for contact details.

In this document all references to NAV and NAV performance are calculated with borrowings deducted at fair value. The total borrowings disclosed are at fair value. Borrowings at fair value is borrowings (if any) at an estimate of their market worth.

All performance figures are in sterling terms, total return – that is, with any dividends reinvested. The graph represents five years' performance, to the date at the top of the document, and has been indexed to start at 100 (this aids comparison and is not a reflection of actual values at any given date). The discrete performance table is updated quarterly.

Gearing is calculated according to Association of Investment Companies (AIC) guidelines. The potential gearing figure reflects the amount of borrowings at par drawn expressed as a percentage of shareholders' funds. The invested gearing figure reflects the amount of borrowings at par less cash and cash equivalents actively invested, expressed as a percentage of shareholders' funds.

Active share, a measure of how actively a portfolio is managed, is the percentage of the portfolio that differs from its comparative index. It is calculated by deducting from 100 the percentage of the portfolio that overlaps with the comparative index. An active share of 100 indicates no overlap with the comparative index and an active share of zero indicates a portfolio that tracks the comparative index.

Annual turnover is a measure of portfolio change or trading activity in a portfolio. Turnover is calculated as the minimum of purchases and sales in a month, divided by the average market value of the portfolio, summed to get rolling 12 month turnover data.

A negative cash position may sometimes occur due to obligations awaiting settlement.

Baillie Gifford & Co Limited's annual remuneration is 0.55% of the lower of market capitalisation and NAV up to £500m and 0.50% on any excess. This is calculated and payable on a quarterly basis.

The ongoing charges figure represents the total operating costs of the Trust divided by the average net assets (with debt at fair value) as disclosed in the most recently published Annual Report.

The dividend yield quoted is historical. It is based on dividends paid by the Trust in the previous 12 months as a percentage of the share price.

All figures are rounded, so any totals may not sum.

## Further Information

This factsheet is issued by Baillie Gifford & Co (Financial Services Register 142597), Calton Square, 1 Greenside Row, Edinburgh EH1 3AN. Baillie Gifford group provides the following services to the Trust. Baillie Gifford & Co Limited (Financial Services Register 119179) is the manager and secretary of the Trust, and it delegates portfolio management to Baillie Gifford & Co. Both firms are authorised and regulated by the Financial Conduct Authority of 12 Endeavour Square, Stratford, London, E20 1JN.

## Target Market

The Trust is suitable for all investors seeking a fund that aims to deliver capital growth over a long-term investment horizon. The investor should be prepared to bear losses. The Trust is aimed at mass market distribution. The Trust may not be suitable for investors who are concerned about short-term volatility and performance, who are seeking a regular source of income or who may be investing for less than 5 years. The Trust does not offer capital protection.

## Contact Us

For further information about the Trust or Baillie Gifford's range of Investment Trusts, please contact us at the below address, call our Client Relations Team on 0800 917 2112 (your call may be recorded for training or monitoring purposes), visit our website at [bailliegifford.com](http://bailliegifford.com), or email [crtallenquiries@bailliegifford.com](mailto:crtallenquiries@bailliegifford.com).

## Risk Warnings

The investment trusts managed by Baillie Gifford & Co Limited are listed UK companies. The value of their shares, and any income from them, can fall as well as rise and investors may not get back the amount invested.

The specific risks associated with the Trust include:

- The Trust invests in overseas securities. Changes in the rates of exchange may also cause the value of your investment (and any income it may pay) to go down or up.
- The Trust's risk could be increased by its investment in private companies. These assets may be more difficult to sell, so changes in their prices may be greater.
- The Trust can borrow money to make further investments (sometimes known as "gearing" or "leverage"). The risk is that when this money is repaid by the Trust, the value of the investments may not be enough to cover the borrowing and interest costs, and the Trust will make a loss. If the Trust's investments fall in value, any invested borrowings will increase the amount of this loss.
- Market values for securities which have become difficult to trade may not be readily available and there can be no assurance that any value assigned to such securities will accurately reflect the price the Trust might receive upon their sale.
- The Trust's risk is increased as it holds fewer investments than a typical investment trust and the effect of this, together with its long term approach to investment, could result in large movements in the share price.
- The Trust can make use of derivatives which may impact on its performance.
- Share prices may either be below (at a discount) or above (at a premium) the net asset value (NAV). The Company may issue new shares when the price is at a premium which may reduce the share price. Shares bought at a premium may have a greater risk of loss than those bought at a discount.
- The Trust can buy back its own shares. The risks from borrowing, referred to above, are increased when a trust buys back its own shares.
- The aim of the Trust is to achieve capital growth. You should not expect a significant, or steady, annual income from the Trust.
- The Trust is listed on the London Stock Exchange and is not authorised or regulated by the Financial Conduct Authority.

The information and opinions expressed within this factsheet are subject to change without notice.

This information has been issued and approved by Baillie Gifford & Co Limited and does not in any way constitute investment advice. This factsheet does not constitute an offer or invitation to deal in securities.

Further details of the risks associated with investing in the Trust, including how charges are applied, can be found by calling the number below or visiting the website.

## Legal Notices

Source: London Stock Exchange Group plc and its group undertakings (collectively, the "LSE Group"). © LSE Group 2023. FTSE Russell is a trading name of certain of the LSE Group companies. "FTSE®" "Russell®", is/are a trade mark(s) of the relevant LSE Group companies and is/are used by any other LSE Group company under license. All rights in the FTSE Russell indexes or data vest in the relevant LSE Group company which owns the index or the data. Neither LSE Group nor its licensors accept any liability for any errors or omissions in the indexes or data and no party may rely on any indexes or data contained in this communication. No further distribution of data from the LSE Group is permitted without the relevant LSE Group company's express written consent. The LSE Group does not promote, sponsor or endorse the content of this communication.



This Fund is rated by © Morningstar, for more information, please go to [morningstar.co.uk](http://morningstar.co.uk).