

# Baillie Gifford International Smaller Companies Fund

## Second Quarter 2021



### Fund Objective

The Baillie Gifford International Smaller Companies Fund seeks capital appreciation.

### Fund Facts

K Class Ticker	BICKX
Launch Date	December 19, 2018
Size	\$37.1m
Benchmark	MSCI ACWI ex-USA Small Cap Index
Current Number of Stocks	82
Active Share	98%*
Annual Turnover	10%
Style	International Small Cap
Stocks (guideline range)	75+

\*Relative to MSCI ACWI ex-USA Small Cap Index. Source: Baillie Gifford & Co, MSCI.

### International Smaller Companies Portfolio Construction Group

Name	Years' Experience
Brian Lum	15
Praveen Kumar	13
Milena Mileva	12
Steve Vaughan	9
Charlie Broughton	7

### Investment Proposition

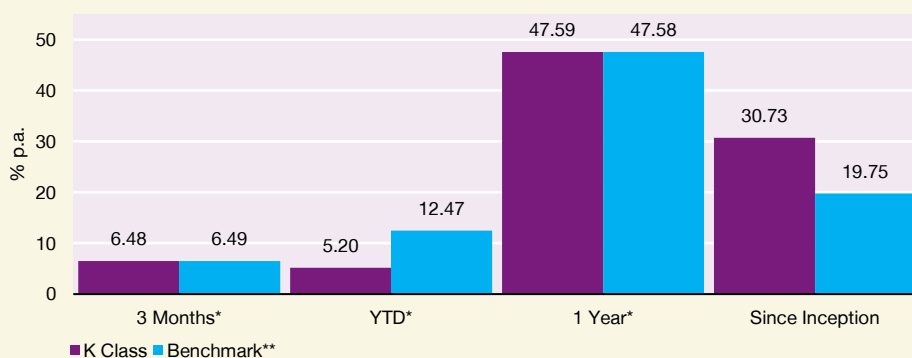
The Baillie Gifford International Smaller Companies Fund seeks capital appreciation by investing in a diversified international portfolio of 75+ quality growth stocks of smaller companies located in countries of developed and emerging markets which we believe will outperform the market over the long-term. The portfolio is built through active bottom-up stock selection by the International Smaller Companies Portfolio Construction Group principally without regard to the Fund's benchmark, the MSCI ACWI ex-USA Small Cap Index.

### Top Ten Holdings

Holdings	Fund %
1 Avanza Bank	0.87
2 ASPEED Technology	0.78
3 AirTac International Group	0.73
4 Reply Spa	0.57
5 Brunello Cucinelli	0.56
6 Hypoport	0.56
7 RakSul	0.55
8 Outsourcing	0.54
9 ADDTECH	0.48
10 Bengo4.com	0.47

It should not be assumed that recommendations/transactions made in the future will be profitable or will equal performance of the securities mentioned. A full list of holdings is available on request. The composition of the Fund's holdings is subject to change. Percentages are based on securities at market value. Excludes cash.

### Fund Performance as of June 30, 2021



Gross Expense Ratio	
Share Class – K	17.20%
Net Expense Ratio	
Share Class – K	0.90%

\*\*Benchmark is MSCI ACWI ex USA Small Cap Index

*The performance data quoted represents past performance and is no guarantee of future results. Investment return and principal value of an investment will fluctuate so that an investor's shares, when redeemed, may be worth more or less than their original cost. Current performance may be lower or higher than the performance data quoted. For the most recent month-end performance please visit the Fund's website at [bailliegifford.com/usmutualfunds](http://bailliegifford.com/usmutualfunds).*

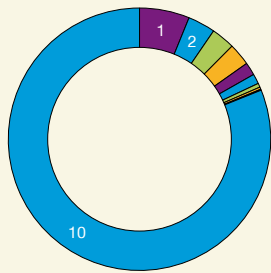
*The Baillie Gifford Fund's performance shown assumes reinvestment of dividend and capital gain distributions and is net of management fees and expenses. From time to time, certain fees and/or expenses have been voluntarily or contractually waived or reimbursed, which has resulted in higher returns. Without these waivers or reimbursements, the returns would have been lower. Voluntary waivers or reimbursements may be applied or discontinued at any time without notice. Only the Board of Trustees may modify or terminate contractual fee waivers or expense reimbursements. All fees are described in the Fund's prospectus.*

*Expense Ratios: All mutual funds have expense ratios which represent what shareholders pay for operating expenses and management fees. Expense ratios are expressed as an annualized percentage of a fund's average net assets paid out in expenses. Expense ratio information is as of the Fund's current prospectus, as revised and supplemented from time to time. The net expense ratios for this fund are contractually capped (excluding taxes, sub-accounting expenses and extraordinary expenses) through April 30, 2022.*

The MSCI ACWI ex-USA Small Cap Index captures small cap representation across Developed Market countries (excluding the United States). This unmanaged index does not reflect fees and expenses and is not available for direct investment. The Fund is more concentrated than the MSCI ACWI ex-US Small Cap Index.

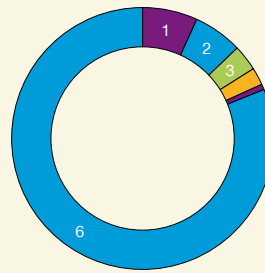
Source: Baillie Gifford & Co, Bank of New York Mellon, MSCI. Share Class launch date: December 19, 2018. NAV returns in US dollars. \*Not annualized.

Sector Analysis (%)\*



1	Information Technology	6.16
2	Industrials	3.39
3	Financials	2.90
4	Consumer Discretionary	2.75
5	Communication Services	1.59
6	Health Care	1.22
7	Consumer Staples	0.49
8	Real Estate	0.28
9	Materials	0.12
10	Cash	81.10

Geographic Analysis (%)\*



1	Developed Asia Pacific	6.80
2	Europe (ex UK)	6.06
3	Emerging Markets	3.20
4	UK	2.15
5	North America	0.69
6	Cash	81.10

\*At 30 June 2021, the portfolio included a cash balance of 81.10%. This is not a typical cash balance, and was the result of a larger cash flow at the close of the quarter. Typically, the portfolio will be fully invested with cash only for transactional purposes, which has tended to be <2% of the portfolio.

Figures may not sum due to rounding. The composition of the Fund's holdings is subject to change. Percentages are based on securities at market value.

Fund Characteristics

	Fund	MSCI ACWI ex-USA Small Cap Index
Market Cap (weighted average)	\$2.62bn	\$3.01bn
Price/Book	5.69	1.76
Price/Earnings (12 months forward)	35.11	16.17
Earnings Growth (5 year historic)	12.51%	-4.81%
Return on Equity	14.17%	10.01%

Source: Baillie Gifford & Co, UBS, MSCI.

Important Information and Fund Risks

All information is sourced from Baillie Gifford & Co unless otherwise stated. All amounts are in US dollars unless otherwise stated.

As with all mutual funds, the value of an investment in the Fund could decline, so you could lose money. The most significant risks of an investment in the Baillie Gifford International Smaller Companies Fund are Investment Style Risk, Growth Stock Risk, Long-Term Investment Strategy Risk, Asia Risk, Small-and Medium Capitalization Securities Risk and Non-U.S. Investment Risk. The Fund is managed on a bottom up basis and stock selection is likely to be the main driver of investment returns. Returns are unlikely to track the movements of the benchmark. The prices of growth stocks can be based largely on expectations of future earnings and can decline significantly in reaction to negative news. The Fund is managed on a long-term outlook, meaning that the Fund managers look for investments that they think will make returns over a number of years, rather than over shorter time periods. Some Asian securities may be less liquid than US or other foreign securities. They can be affected by high inflation, currency fluctuations, political instability and less efficient markets. Many Asian economies are dependent on international trade and only a few industries and can be badly affected by trade barriers. The shares of small-and medium -capitalization companies can be more volatile than larger companies. This can be more evident during market downturns as they may have potentially reduced liquidity and shorter operating histories. Non-U.S. securities are subject to additional risks, including less liquidity, increased volatility, less transparency, withholding or other taxes and increased vulnerability to adverse changes in local and global economic conditions. There can be less regulation and possible fluctuation in value due to adverse political conditions. Other Fund risks include: Conflicts of Interest Risk, Currency Risk, Emerging Markets Risk, Equity Securities Risk, Focused Investment Risk, Geographic Focus Risk, Government and Regulatory Risk, Information Technology Risk, IPO Risk, Japan Risk, Liquidity Risk, Market Disruption and Geopolitical Risk, Market Risk, New and Smaller-Sized Funds Risks, Servicer Provider Risk, Settlement Risk and Valuation Risk.

For more information about these and other risks of an investment in the Fund, see "Principal Investment Risks" and "Additional Investment Strategies" in the prospectus. There can be no assurance that the Fund will achieve its investment objective.

*Investors should consider the investment objectives, risks, charges and expenses carefully before investing. This information and other information about the Fund can be found in the prospectus and summary prospectus. For a prospectus and summary prospectus, please visit our website at [bailliegifford.com/usmutualfunds](http://bailliegifford.com/usmutualfunds). Please carefully read the Fund's prospectus and related documents before investing.*

The Fund is distributed by Baillie Gifford Funds Services, LLC.

Legal Notices

Source: MSCI. MSCI makes no express or implied warranties or representations and shall have no liability whatsoever with respect to any MSCI data contained herein. The MSCI data may not be further redistributed or used as a basis for other indexes or any securities or financial products. This report is not approved, endorsed, reviewed or produced by MSCI. None of the MSCI data is intended to constitute investment advice or a recommendation to make (or refrain from making) any kind of investment decision and may not be relied on as such.

Contacts

Larysa Bemko

Tel: (212) 319 4638  
email: [larysa.bemko@bailliegifford.com](mailto:larysa.bemko@bailliegifford.com)

Mike Saliba

Tel: (212) 891 1572  
email: [michael.saliba@bailliegifford.com](mailto:michael.saliba@bailliegifford.com)

**Baillie Gifford Funds Services LLC, 780 Third Avenue, 43rd Floor, New York, NY 10017**

**[bailliegifford.com](http://bailliegifford.com)**

Copyright © Baillie Gifford & Co 2009.

Ref: 53448 USM FS 0043